

Annual Report 2020



TABLE OF CONTENTS

01	INTRODUCTION
02	COMMISSIONERS OF ELECTIONS IN THE CITY OF NEW YORK
03	MISSION STATEMENT
04	PRESIDENT'S MESSAGE
05	COMMISSIONERS' PROFILES
15	COUNSEL TO THE COMMISSIONERS
15	EXECUTIVE MANAGEMENT
16	SENIOR STAFF
16	BOROUGH OFFICES
18	IN MEMORIAM
19	CANDIDATE RECORDS UNIT
23	TURNOUT SUMMARY JUNE PRIMARY ELECTION – 06/23/2020
24	TURNOUT SUMMARY PRESIDENTIAL PRIMARY ELECTION – 06/23/2020
25	TURNOUT SUMMARY GENERAL ELECTION – 11/03/2020
26	TURNOUT SUMMARY DECEMBER SPECIAL ELECTION – 12/22/2020
27	COMMUNICATIONS AND PUBLIC AFFAIRS
31	VOTER REGISTRATION
37	ELECTION DAY OPERATIONS
50	VOTING EQUIPMENT OPERATIONS UNIT / POLL SITE MANAGEMENT
53	RAMP UNIT
54	FACILITIES OPERATIONS
55	PROCUREMENT DEPARTMENT
56	ELECTRONIC VOTING SYSTEMS DEPARTMENT
60	PERSONNEL AND RECORDS MANAGEMENT
61	RECORDS MANAGEMENT / RETENTION DEPARTMENT
62	FINANCE
65	OFFICE OF THE GENERAL COUNSEL
67	MANAGEMENT INFORMATION SYSTEMS DEPARTMENT (MIS)
70	PAYROLL
71	CUSTOMER SERVICE
72	BALLOT MANAGEMENT DEPARTMENT
73	POLL SITE DEVICES UNIT
75	ADA COORDINATOR
77	APPENDIX

The Board is headed by ten Commissioners, two from each borough representing both major political parties for a term of four years appointed by the New York City Council

Board of Elections The City of New York

Introduction

...A similar bipartisan arrangement of over 351 deputies, clerks and other personnel ensures that no one party controls the Board of Elections. The Board appoints an executive staff consisting of an Executive Director, Deputy Executive Director and other senior staff managers charged with the responsibility to oversee the operations of the Board on a daily basis. Together, the executive and support staffs provide a wide range of electoral services to residents in Manhattan, The Bronx, Brooklyn, Queens and Staten Island.

Using your Smartphone, download a FREE QR Reader. Once downloaded, open the application and click the QR code to discover the Board's website.



The Commissioners of Elections meet every Tuesday at the Executive Office, in addition to the special hearings, legislative sessions and specific issue-oriented meetings (electronic voting, election legislation, labor management, rules and budget) during the calendar year.

Commissioners of Elections in the City of New York

	BOROUGH	PARTY
SIMON SHAMOUN	Brooklyn	Republican
RODNEY L. PEPE-SOUVENIR	Brooklyn	Democrat
JOHN WM. ZACCONE	Staten Island	Republican
PATRICIA ANNE TAYLOR, PRESIDENT	Staten Island	Democrat
GINO A. MARMORATO	Bronx	Republican
MIGUELINA CAMILO	Bronx	Democrat
FREDERIC M. UMANE, SECRETARY	Manhattan	Republican
TIFFANY TOWNSEND	Manhattan	Democrat
MICHAEL MICHEL	Queens	Republican
JOSE MIGUEL ARAUJO	Queens	Democrat

Mission Statement



The Board of Elections in the City of New York,

as provided under Section 3-200 of the New York State Election Law, is responsible:

1. To conduct fair and honest elections, from local to federal levels;
2. To enfranchise all eligible New Yorkers to register to vote and to practice those rights;
3. To conduct elections, certify the canvass and to retain the official records;
4. Voter outreach and education.

Briefly stated, this means:

First, the preparation of the ballot for Primary, Special and General Elections to the extent that all vacancies for public office and party positions may be filled.

Second, that qualified voters may exercise their right to franchise and that every opportunity be given to voters to execute that right and to vote for whom they choose.

Third, that the votes of the electorate at Primary, Special and General Elections be properly canvassed and that a true count be given for each candidate voted for.

Finally, that we make every effort to inform and educate the voting public of their rights as a voter and also to reach out to all Americans to instruct them in the voting process.

The following pages of this report will illustrate some of the duties as classified in the above synopsis.

President's Message

Despite the worldwide pandemic, it has been an honor and a privilege to serve as President of the Board of Elections in the City of New York during calendar year 2020.

The year 2020 will be permanently etched in our collective memories. Comparisons have been made to the influenza pandemic during 1918. Although 1918 was an election year, however, it was a mid-term election year during the second term of the presidency of Woodrow Wilson, whereas during this year we at the Board of Elections were taxed with conducting both a Presidential Primary and a General Election for the Presidency of the United States.

I commend the Board, our entire full and part-time staff, our inspectors and poll workers throughout the five boroughs, and all of our volunteers, for their tenacity in the face of such a totally unexpected crisis. The Board did not close on any work days, as we were declared essential employees early on by the Governor. Many BOE employees worked long hours and many consecutive days without a break, throughout the pandemic, to handle the necessary challenges of the many hotly-contested primaries and elections.

Prior to the June 23, 2020 Primary, the Governor directed that absentee ballots be sent to every registered voter. The number of completed absentee ballots returned by voters increased more than ten-fold over the prior election, all of which had to be reviewed and validated by the dedicated bi-partisan staff in each Borough! We are thankful that Early Voting was introduced in 2019, along with the use of the electronic poll books, so that our workers and the voters were already familiar with those tools and technologies that made an incredible impact on the management of the November 3, 2020 General Election. The Board delivered an extensive Voter Education campaign that was well-received

and very effective. The MIS staff, the Technicians and the VMTs accomplished their normal Herculean tasks!

In the end, the voting completed during the General Election was somewhat evenly divided, with one-third of the voters returning absentee ballots, one-third voting during the 9-day Early Voting period, and one-third voting on November 3rd, Election Day. The unprecedented number of absentee ballots meant, of course, that some races were unable to be called on Election night. Again, those absentee ballots were reviewed and validated or invalidated by our dedicated Legal teams and our bi-partisan Borough staff teams.

Again, I commend and thank not only all of our staff members, but also my fellow Commissioners, for keeping calm, focusing on the issues, and rising to the almost immeasurable challenges presented by the many Executive Orders, new legislative requirements, and yes, snafus, that had to be dealt with.

I also offer my most sincere condolences, and I am sure that I speak for the entire Board, to the families of staff members who were lost to the pandemic, and to all staff who lost family members, or suffered other losses this year.

Thank you for your support during this extraordinary year. I look forward to the Board's continued progress during the upcoming year.

Respectfully Submitted,



Patricia Anne Taylor Esq.,
President for Year 2020

Staten Island

PATRICIA ANNE TAYLOR ESQ., President

Patricia “Anne” Taylor, Esq., served as a Principal Court Attorney (Supreme Court, Criminal Term) and as a law clerk in the NY State Unified Court System (2007–2018). Anne holds the JD from New York Law School (1987) and an MS in Library Science from Drexel University (1970).

Ms. Taylor was Deputy Counsel for Litigation and Records Management for the NY City Department of Transportation (1989 through 1997), and Counsel to its Pre-Kindergarten Transportation Program (2002–2007). She held the position of Dean’s Executive Assistant at the CUNY Law School between 1997 and 2002.

Anne is admitted to practice in New York State, in the United States Courts of the Eastern and Southern Districts of New York, and before the Supreme Court of the United States. Anne served as President of the Staten Island Women’s Bar Association (2009–2011) and as the Founding Chair of its Advisory Council of Past Presidents (2011–2014). She is an active member of the New York City Bar Association and the Richmond County Bar Association, and is a Fellow of both the American Bar Association and the New York State Bar Association.

For her professional and community involvement, Anne was recognized in 1995 as an outstanding alumna of the New York Law School.

In addition to having several “substantially written” decisions published in the NY Law Journal, Anne co-authored an article that appeared in the Pacific McGeorge Global Business & Law Development Journal (Vol 24, 2011), “The Role of Law Schools in Educating Judges to Increase Access to Justice.”



Staten Island



JOHN WM. ZACCONE ESQ., Commissioner

John Wm. Zaccone is an attorney in private practice focusing on commercial real estate, transactional matters and civil litigation. He also serves as outside General Counsel for business and not-for-profit corporations in New York and New Jersey. He is currently the Commissioner of the New York City Board of Elections, representing Staten Island for the Republican Party.

After graduating Pace University in 1984 with a Bachelors Degree in Public Accounting, John graduated with a Juris Doctor degree from New York Law School in 1987. Upon graduation he served as an Estate Tax Attorney for the Internal Revenue Service, New York Office, until establishing his own law office in 1988. John has been in the private practice of law since.

From 2005 to 2013 John also served as General Counsel to Staten Island Borough President James P. Molinaro, where among his other duties he represented the Borough President on the New York City Employee Retirement System, and determination of disability and retirement appeals of members. John also represented the Borough President at NYCERS Investment Committee Meetings voting on investment policy decisions and board actions. While serving the Borough President, John worked on numerous projects to help better the quality of life for Staten Island.

John has served on numerous civic-related councils and committees including, Staten Island Community Board #2; Staten Island Aid for Retarded Children, Inc; United Activities Unlimited; Tiro a Segno of New York, Inc.; and Staten Island Community Television. John is also a member of the Richmond County and New York State Bar Associations. He is admitted to practice before the courts of the States of New York, New Jersey, and Oregon as well as the Federal Third Circuit Court of Appeals, the District Courts for the Eastern, Southern, Northern and Western Districts of New York, the District Court of New Jersey, the United States Court of International Trade and the United States Tax Court.

John resides on the North Shore of Staten Island with his wife Brooke.

Brooklyn

SIMON SHAMOUN ESQ., Commissioner

Simon Shamoun is the New York City Board of Election's Republican representative from Brooklyn, appointed by the New York City Council in 2013.

The son of immigrants, Mr. Shamoun is a product of both public and private schools including P.S. 104, Monsignor Farrell High School, Pace University and CUNY School of Law.

Mr. Shamoun is a partner at the law firm of Kampessis & Shamoun, representing clients in real estate and business matters and is admitted to practice law in New York and New Jersey and in the Southern and Eastern District Courts of New York.

Mr. Shamoun serves on the board of directors at the St. Nicholas Home adult residence in Bay Ridge, Brooklyn and is also a member of the Salaam Club of New York, a charitable organization.



Brooklyn



RODNEY PEPE-SOUVENIR ESQ., Commissioner

Rodney L. Pepe-Souvenir is the newly appointed Kings County Democratic Election Commissioner for the Board of Election. She is an attorney with over 20 years' experience practicing public Interest law. Rodney has concentrated her legal career working with various New York City agencies. Beginning with her role as a Kings County Assistant District Attorney, she then worked as a Special Assistant Corporation Counsel with the Administration for Children's Services, working to protect abused and neglected children. Rodney pivoted her career towards employment and labor law working with the New York City Housing Authority, and the New York City Department of Education disciplining employees alleged to have committed violations within the work place. Rodney worked as an Equal Employment Opportunity attorney with the New York City Fire Department, where she investigated allegations of discrimination and violations of federal, state, and city human rights laws.

Currently, Rodney is the University Title IX Director for the City University of New York (CUNY) working with the Risk, Audit and Compliance Office. In this capacity Rodney provides direction and guidance to the 25 CUNY campuses to comply with federal, state, and city legislation to combat, and swiftly respond to allegations of sexual misconduct from students, staff and visitors. In addition, she works with various stakeholders within CUNY, including the Office of the General Counsel to ensure compliance with CUNY's own Policy on Sexual Misconduct.

Rodney graduated from Pace University with a Bachelor's of Arts degree in Speech Communication, and in 1993 graduated from Benjamin N. Cardozo School of Law with a Juris Doctorate degree. She is admitted to practice in New York State.

Rodney is the Chair of the board of the Global Trauma Research, and organization providing mental health services to the local underserved immigrant community, a board member of the St. Catherine of Genoa and St. Therese of Lisieux Academy, and President of the Haitian American Lawyers Association of New York. Rodney is the mother of two sons, Christian and Serge, and is a devoted member of the Christian Cultural Center of Brooklyn.

Manhattan

FREDERIC M. UMANE ESQ., Secretary

Frederic M. Umane has served as a commissioner of the New York City Board of Elections since 1995. A Republican from Manhattan, he was president of the Board during the 2005 mayoral election and has been active in local politics for more than twenty years.

An attorney, Mr. Umane is a partner at Zeichner Ellman & Krause and heads the firm's transactional banking, corporate and real estate group. He has substantial experience in bank regulatory matters and issues involving mortgage fraud, automobile and hotel finances.

Mr. Umane is admitted to the practice of law in New York State and the federal courts. He is an active member of the American Bar Association as well as the Associations of the Bar of the City of New York and New York State.

He received his J.D. from Albany Law School and his B.A. from Union University. Mr. Umane is married to Susan Umane and they have two children, Ryan and Bradley.



Manhattan



TIFFANY TOWNSEND, Commissioner

Tiffany Townsend works across media, community relations, culture, and public affairs. She currently serves as the Senior Vice President for External Affairs at the Brooklyn Navy Yard, a mission-driven, non-profit industrial park that is home to over 450 businesses employing more than 10,000 New Yorkers. Prior to joining the Navy Yard, she worked in the New York City Council and has held various roles in the public and private sectors including New York City's tourism office, the Port Authority of New York & New Jersey and the U.S. Mission to the United Nations. In addition, she is a Visiting Professor in the Design Management Program at Pratt Institute. She holds an M.S. in Strategic Communications from Columbia University and a B.A. in International Affairs from The George Washington University.


Queens

MICHAEL MICHEL, Commissioner

Michael Michel came to Christ the King as Financial Director in 1992. He has since been appointed Director of Operations at Christ the King High School in 1994 and in 2006 was appointed President of Christ the King. Michael founded and serves as President of the Christ the King Daycare / Continuing Education.

In 2013, the City Council appointed Michael Queens Republican Commissioner of the NYC Board of Elections.

Michael currently resides in Middle Village, NY, with his wife, the former Erika Schaefer, and his two daughters Janine and Laura.



Queens



JOSE MIGUEL ARAUJO ESQ., Commissioner

Jose Miguel Araujo was appointed to the New York City Board of Elections in 2008 and serves as the Democratic representative from Queens.

A Democrat, Mr. Araujo graduated from John Jay College of Criminal Justice with a Bachelor of Science Degree in Criminal Justice. He went on to receive his Juris Doctorate from the City University of New York School of Law and is a practicing attorney in the areas concerning Criminal Guardianship/Article 81 of the Mental Hygiene Law, Wills and Estate and Real Estate.

As a member of the Board's Public Education Subcommittee, he was integral in the implementation of the citywide public education campaign intended to inform New Yorkers of new changes to the voting system resulting from the Congressional Help America Vote Act.

Mr. Araujo and his wife Rita live in Queens with their four sons Justen, Joel, Ricardo and Ariel.

Bronx

GINO A. MARMORATO ESQ., Commissioner

Gino A. Marmorato, Commissioner of the Board of Elections in New York City, was appointed by the New York City Council as the Republican representative for the Bronx County in 2020.

Presently, he is principal at The Law Offices of Gino A. Marmorato, P.L.L.C. where his practice focuses on civil and commercial litigation including contract, tort, and entertainment law. Additionally, he serves as General Counsel and Managing Director for a national technology company. In 2018, Mr. Marmorato was a candidate for Justice of the New York State Supreme Court and received the most votes by his Party.

Upon admission to the New York State bar, Mr. Marmorato began his legal career as a litigation associate for the law firm of Kent, Hazzard, LLP where he specialized in Medical Malpractice and Personal Injury Law. In addition to being an attorney, he was also an adjunct professor of law at Westchester Community College and served on the Board of Directors for the Columbian Lawyers Association.

Mr. Marmorato received his J.D. from Pace University School of Law and his B.A. in Economics and Psychology from Dickinson College in Carlisle, PA. During law school, he competed on the Grand Moot Court Team and in National Trial Competitions, while also serving as President for the Italian American Law Organization.

Mr. Marmorato was born and raised in the Bronx, and is the son of an Italian immigrant father and an American mother, also a Bronx native. He resides in the Bronx with his wife and daughter.



Bronx



MIGUELINA CAMILO ESQ., Commissioner

Miguelina Camilo was born in the Dominican Republic. She immigrated to the United States with her parents in the late 1980's. Miguelina received her B.A. degree in Political Science from New York University in 2007 and her Juris Doctor from New York Law School in 2012. In law school, she was active in the Student Bar Association and Criminal Law Society.

From 2012 to 2015, Miguelina worked at the law office of Murray Richman, a criminal defense attorney in the Bronx. There, she handled both misdemeanor and felony matters as well as federal cases in the Southern and Eastern Districts of New York.

From February 2015 to June 2016, Miguelina was an associate at H. Benjamin Perez & Associates, P.C., where her practice focused on criminal defense, matrimonial and family court matters. She is admitted to the New York and New Jersey bars.

Since July 2016, Miguelina is principal at Camilo Law Firm, P.C. in the Bronx where her practice focuses on family, matrimonial and criminal matters. She currently serves as President of the Dominican Bar Association, member of the Bronx Bar Association and the Bronx Women's Bar Association, the New York City Criminal Bar Association, the New York State Bar Association- Family Law Division, vice chair for Bronx County Democratic Committee and she is an active member of the Bronx Connect family where she mentors Bronx at risk youth.

Most recently, in May 2018, Miguelina participated as volunteer Judge for the 7th and 8th grade Thurgood Marshall Mocktrial Competition held every year at Bronx County Supreme Court and coach in May 2019.

Miguelina was also appointed Bronx Democratic Commissioner of the Board of Elections in March 2019.

Counsel to the Commissioners



KENNETH MOLTNER

Counsel to the Commissioners of the Board of Elections in the City of New York



STEVE DENKBERG

Counsel to the Commissioners of the Board of Elections in the City of New York

Executive Management



MICHAEL J. RYAN

Executive Director



DAWN SANDOW

Deputy Executive Director

Administrative Management



PAMELA GREEN PERKINS

Administrative Manager



GEORGIA KONTZAMANIS

Operations Manager

Senior Staff (Alphabetically Listed)

BONNIE BIBULA

Records Management Officer

SUSAN M. CAICEDO

Voting Equipment Operation (VEOU)

STEVEN B. DENKBERG

Counsel to the Commissioners

STEVEN FERGUSON

Director of Management Information Systems

BETH FOSSELLA

Coordinator of Voter Registration

STEVEN GUGLIELMI

Director of Personnel

RAYMOND HUMMEL

Director of Equipment

TROY JOHNSON

Coordinator of Candidate Records Unit

DANIEL LAVELLE

Coordinator of Customer Service

DEBRA LEIBLE

Coordinator of Election Day Operations

ARIEL MERKEL

ADA Coordinator

KENNETH MOLTNER

Counsel to the Commissioners

JOHN NAUDUS

Director of Electronic Voting Systems

STEVEN H. RICHMAN

General Counsel

CARLOS RODRIGUEZ

Chief Voting Machine Technician

TRACY ROYAL

Director of Payroll

THOMAS SATTIE

Ballot Management Supervisor

RAPHAEL SAVINO

Deputy General Counsel / Director of Campaign Finance Enforcement

NICHOLAS SQUICCIARINI

Facilities Manager

GERALD SULLIVAN

Finance Officer

SHERWIN SUSS

Agency Chief Contracting Officer

STEPHEN THOMPSON

Manager of Poll Site Devices

VALERIE VAZQUEZ-DIAZ

Director of Communications & Public Affairs

Borough Offices

MANHATTAN

200 Varick Street, New York, NY 10014
(212) 886-2100

GREGORY LEHMAN (left)

Chief Clerk

CYNTHIA DOTY (right)

Deputy Chief Clerk



BRONX

1780 Grand Concourse, Bronx, NY 10457
(718) 299-9017

STEVEN ALFASI (no photo available)

Deputy Chief Clerk

BRENDALIZ CANDELARIA

Deputy Chief Clerk



Borough Offices Cont'd

BROOKLYN

345 Adams Street, Brooklyn, NY 11201
(718) 797-8800

RAYMOND J. RILEY (left)
Chief

DANIEL ORTIZ (right)
Deputy Chief



QUEENS

118-35 Queens Boulevard, NY 11375
(718) 730-6730

AMANDA BERINATO (left)
Chief Clerk

BART HAGGERTY (right)
Deputy Chief Clerk



STATEN ISLAND

1 Edgewater Plaza, Staten Island, NY 10305
(718) 876-0079

DON BOSCO (left)
Chief Clerk

ANTHONY ANDRIULLI (right)
Deputy Chief Clerk



In Memoriam

We profoundly mourn the loss of our staff. Each name honored represents someone who is deeply missed and fondly remembered by colleagues and loved ones.

ROBERT SIANO

JOHNNIE H. JOYNER

RUSSELL TAYLOR

EUNICE R. ODEN

HEIDI D. WILCOX

KRISTINA A. WILLIAMS



**Thank you for your service to the
Voters of the City Of New York.**

Candidate Records Unit



TROY JOHNSON

Coordinator, Candidate Records Unit

The Candidate Records Unit (CRU) of the Board of Elections in the City of New York is responsible for the receiving, recording, processing and tracking of all candidates and objector document filings as well as proofing of candidate names that achieve ballot status for Primary, General and Special Election Events. The CRU staff maintains accurate candidate status on all these items in order to ensure an accurate ballot. The staff prepares, reviews, updates and corrects errors identified on all reports that feed the proofs of voting machine and paper (absentee, military, Ballot Marking Device, and standby emergency) ballots.

Candidate Records Unit Cont'd

DESIGNATING PETITIONS

	Manhattan	Bronx	Brooklyn	Queens	Staten Island	Total
Number Received	197	151	609	430	146	1,533
Number Objected to	36	27	36	44	42	185
Number of Specs Filed	18	12	14	10	5	59
Number Invalidated by Board	52	198	249	205	9	713
Number of Court Cases	12	27	10	9	6	64
Number of Court Cases Upholding Board Positions	3	18	5	4	3	33
Number of Court Cases Reversing Board Position	9	9	5	5	3	31

NOMINATING PETITIONS

	Manhattan	Bronx	Brooklyn	Queens	Staten Island	Total
Number Received	38	19	15	137	8	217
Number Objected to	3	25	5	33	2	68
Number of Specs Filed	3	15	3	15	1	37
Number Invalidated by Board	19	22	26	30	2	99
Number of Court Cases	12	27	10	9	6	64
Number of Court Cases Upholding Board Positions	3	18	5	4	3	33
Number of Court Cases Reversing Board Position	9	9	5	5	3	31

CAMPAIGN FINANCE SUMMARY

	Manhattan	Bronx	Brooklyn	Queens	Staten Island	Total
Number of County Committee Filers	0	2	1	2	0	5
Number of Candidate Filers	0	0	0	0	0	0
Number of PAC Filers	0	0	0	0	0	0
Total Number of Filings Received	0	6	5	3	2	16
Of Total Filings, Number of "In-Lieu-Of" Filings	0	0	1	0	0	1
Number of Five-Day Letters Sent	0	0	0	0	0	0
Number of Delinquent Filings	109	32	129	82	12	364
Number Referred to County Attorney or DA	0	0	0	0	0	0

Candidate Records Unit Cont'd

GENERAL ELECTIONS TURNOUT

	Registered Voters	Voter Turnout	Percentage
2020 President	4,943,208	3,066,581	62%
2019 Judicial	4,745,553	796,253	17%
2018 Governor	4,596,322	2,137,624	47%
2017 Mayor	4,568,579	1,166,313	26%
2016 Presidential	4,470,670	2,759,922	62%
2015 Judicial	3,938,116	236,251	6%
2014 Governor	4,151,378	1,042,968	25%
2013 Mayor	4,245,309	1,102,400	26%
2012 President	4,224,811	2,447,897	58%
2011 Judicial	3,999,941	184,265	5%
2010 Governor	4,081,567	1,366,982	33.49%
2009 Mayor	4,095,561	1,154,802	28.2%
2008 President	4,119,923	2,615,770	61.45%
2007 Judicial	3,856,342	Non-citywide	Non-citywide
2006 Governor	3,799,353	1,244,874	32.77%
2005 Mayor	3,944,831	1,315,360	33.34%
2004 President	4,002,497	2,459,652	61%
2003 Council	3,667,266	Non-citywide	Non-citywide
2002 Governor	3,832,437	1,415,095	37%
2001 Mayor	3,715,022	1,520,443	41%
2000 President	3,672,265	2,282,944	62%
1999 Judicial	3,426,017	Non-citywide	Non-citywide
1998 Governor	3,415,858	1,537,010	45%
1997 Mayor	3,514,974	1,409,347	40%
1996 President	3,532,348	2,028,013	57%
1995 Judicial	3,151,812	Non-citywide	Non-citywide
1994 Governor	3,246,464	1,576,160	48%
1993 Mayor	3,301,683	1,898,437	57%

Candidate Records Unit Cont'd

GENERAL ELECTIONS TURNOUT (CONTINUED)

	Registered Voters	Voter Turnout	Percentage
1992 President	3,360,568	2,211,473	66%
1991 Council	2,962,958	Non-citywide	Non-citywide
1990 Governor	3,052,259	1,159,134	38%
1989 Mayor	3,183,741	1,899,845	60%
1988 President	3,017,013	2,126,418	70%
1987 Judicial	2,514,605	Non-citywide	Non-citywide
1986 Governor	2,614,470	1,288,842	49%
1985 Mayor	2,842,517	1,170,904	41%
1984 President	3,014,459	2,340,181	78%
1983 Judicial	2,489,526	Non-citywide	Non-citywide
1982 Governor	2,544,394	1,685,956	66%
1981 Mayor	2,345,001	1,305,368	56%
1980 President	2,525,464	2,013,164	80%
1979 Judicial	2,237,193	Non-citywide	Non-citywide
1978 Governor	2,714,331	1,526,574	56%
1977 Mayor	2,887,530	1,486,536	51%
1976 President	2,720,105	2,143,345	79%
1975 Judicial	2,912,126	Non-citywide	Non-citywide
1974 Governor	3,161,656	1,822,567	58%
1973 Mayor	3,565,147	1,790,053	50%
1972 President	3,067,749	2,267,237	73%
1971 Judicial	3,068,015	Non-citywide	Non-citywide
1970 Governor	3,046,373	2,290,020	75%
1969 Mayor	3,026,745	2,458,203	81%
1965 Mayor	3,281,689	2,652,451	80%
1961 Mayor	3,239,879	2,467,546	76%
1957 Mayor	2,442,888	2,224,054	91%
1953 Mayor	2,369,858	2,244,146	93%

Turnout Summary June Primary Election – 06/23/2020

TURNOUT VS. ENROLLMENT

	Turnout	Eligible Active Voters as of 06/04/2020	
Manhattan	215,669	712,720	30%
Bronx	136,891	554,921	25%
Brooklyn	280,189	1,007,732	28%
Queens	193,582	769,832	25%
Staten Island	44,750	141,600	32%
TOTAL	871,081	3,186,805	27%

TURNOUT BY BALLOT TYPE

	Eligible Active Voters as of 06/04/2020	Public Counter	EME	ABS/MIL (S)	ABS/MIL (M)	FED (S)	FED (M)	FWAB	PRE (S)	PRE (M)	AFF (S)	AFF (M)	BMD Aff
Manhattan	712,720	105,023	4	106,278	360	2,009	5	0	0	0	1,984	6	0
Bronx	554,921	98,253	110	35,894	8	157	5	0	0	0	2,457	7	0
Brooklyn	1,007,732	177,852	173	95,423	3,439	663	16	0	0	0	1,837	786	0
Queens	769,832	124,314	5	66,931	68	616	2	0	0	0	1,630	16	0
Staten Island	141,600	29,860	0	14,655	29	63	0	0	0	0	143	0	0
TOTAL	3,186,805	535,302	292	319,181	3,904	3,508	28	0	0	0	8,051	815	0

Turnout Summary Presidential Primary Election – 06/23/2020

TURNOUT VS. ENROLLMENT

	Turnout	Eligible Active Voters as of 06/04/2020	
Manhattan	215,601	712,790	30%
Bronx	136,891	554,952	25%
Brooklyn	276,458	1,051,726	26%
Queens	193,553	769,880	25%
Staten Island	25,180	126,149	20%
TOTAL	847,683	3,215,497	26%

TURNOUT BY BALLOT TYPE

	Eligible Active Voters as of 06/04/2020	Public Counter	EME	ABS/MIL (S)	ABS/MIL (M)	FED (S)	FED (M)	FWAB	PRE (S)	PRE (M)	AFF (S)	AFF (M)	BMD Aff
Manhattan	712,790	104,958	4	106,275	360	2,009	5	0	0	0	1,984	6	0
Bronx	554,952	98,253	110	35,894	8	157	5	0	0	0	2,457	7	0
Brooklyn	1,051,726	174,741	173	94,850	3,424	660	16	0	0	0	1,816	778	0
Queens	769,880	124,286	5	66,930	68	616	2	0	0	0	1,630	16	0
Staten Island	126,149	14,130	0	10,872	26	53	0	0	0	0	99	0	0
TOTAL	3,215,497	516,368	292	314,821	3,886	3,495	28	0	0	0	7,986	807	0

Turnout Summary General Election – 11/03/2020

TURNOUT VS. ENROLLMENT

	Turnout	Eligible Active Voters as of 10/19/2020	
Manhattan	701,405	1,054,268	67%
Bronx	432,399	762,251	57%
Brooklyn	920,380	1,555,251	59%
Queens	794,498	1,259,940	63%
Staten Island	217,899	311,498	70%
TOTAL	3,066,581	4,943,208	62%

TURNOUT BY BALLOT TYPE

	Eligible Active Voters as of 10/19/2020	Public Counter	EME	ABS/MIL (S)	ABS/MIL (M)	FED (S)	FED (M)	FWAB	PRE (S)	PRE (M)	AFF (S)	AFF (M)	BMD Aff
Manhattan	1,054,268	455,168	0	223,556	2,321	13,127	51	535	0	0	6,085	562	0
Bronx	762,251	358,753	1	66,296	8	1,045	0	0	0	0	6,296	0	0
Brooklyn	1,555,251	735,119	12	168,454	1,032	5,305	12	236	5	0	10,201	4	0
Queens	1,259,940	613,680	0	167,633	404	4,257	0	0	0	0	8,490	34	0
Staten Island	311,498	182,971	7	32,570	40	0	3	0	0	0	2,298	10	0
TOTAL	4,943,208	2,345,691	20	658,509	3,805	23,734	66	771	5	0	33,370	610	0

Turnout Summary December Special Election – 12/22/2020

Member of the City Council,
District 12

TURNOUT VS. ENROLLMENT

	Turnout	Eligible Active Voters 12/07/2020	
Bronx	7,521	101,482	7%
Total	7,521	101,482	7%

TURNOUT BY BALLOT TYPE

	Eligible Active Voters as of 12/07/2020	Public Counter	EME	ABS/MIL (S)	ABS/MIL (M)	FED (S)	FED (M)	FWAB	PRE (S)	PRE (M)	AFF (S)	AFF (M)	BMD Aff
Bronx	101,482	6,245	0	1,246	15	0	0	0	0	0	15	0	0
Total	101,482	6,245	0	1,246	15	0	0	0	0	0	15	0	0

Communications and Public Affairs



VALERIE VAZQUEZ-DIAZ
Director of Communications and
Public Affairs

One of the Board's top priorities is to ensure that every Election Day is implemented as smoothly as possible. The Board continued its education efforts in 2020 that shifted from public education about the upcoming elections to creating a campaign to let New York City voters know how we were keeping them safe as they exercise their right to vote.

The Board utilized all available media platforms to inform the public of the 3 ways they could vote. The campaign was centered around voter choice and the options available to them to cast their ballot. They were able to apply for an absentee ballot, vote early at their assigned poll site or vote safely in person on Election Day. Our campaign was a surround sound approach to reach all New York City voters across the 5 boroughs. We advertised our VOTE SAFE NYC using the following platforms:

Direct mailing: A mailing was sent to all registered voters informing them of options available to them to cast their ballot, as well as their assigned Early Voting site and Election Day poll site. The mailer also included a personalized fast pass tag that allowed voters (optional NOT required) to present the card at the poll site to allow for a contactless check in.

Print Publications: Citywide newspapers, local community based newspapers, required language publications (English, Spanish, Chinese, Korean and Bengali). The entire circulation of our paid print campaign totaled 5,968,000.

Digital: The Board launched an aggressive digital campaign (English, Spanish, Chinese, Korean and Bengali). The total impressions for the digital campaign was 70,857,343.

Out of Home Advertisements: The Board also advertised in various out of home platforms, those include NYC Subways, bus shelters and NYC Link Kiosks Citywide and a radio buy.

Public Service Announcements: The Board found that informational videos were a helpful tool used to educate the public. The following videos were created and shared on various platforms and the Board's website:

- How to request an Absentee Ballot
- How to fill out your Absentee Ballot
- An instructional video on the importance of the information notice sent to all voters
- An instructional video on the availability of the ballot drop off box

Communications and Public Affairs Cont'd

- An informational video on Voting Safe in NYC. That highlights all of the safety precautions the Board had in place to keep all voters and poll workers safe
 - I. Fast pass card for contactless check in.
 - II. Floor markers to help maintain social distancing.
 - III. Antiviral wipes were available to use as needed.
 - IV. Individual stylus/pen were available for voters to check in on poll pads and mark their ballot, which voters were able to keep.
 - V. Voting machines were cleaned regularly with antiseptic wipes.
 - VI. Masks were provided to voters who needed one. Poll workers were required to wear BOE-provided masks.
 - VII. All Early Voting sites were professionally sanitized after close of polls.
- The last video provided a glimpse into the bi-partisan process of opening all absentee ballots as we prepared to certify the Election. All videos are available on the Board's website vote.nyc

The Board also utilized its social media channels as a way to immediately respond to voter inquiries and help amplify our public education campaign. The Board's following on Twitter doubled and our engagement rate increased. From Sept 1 through Nov 5, 2020 we received a total of 59,710,657 impressions and a total of 40,124 audience mentions. We will continue to use our social media channels as an effective tool to have rapid response for frequently asked questions and to assist with overall messaging.

We continued our very successful sticker campaign at the poll sites with the availability of "I Voted Early," "I Voted," and "Future Voter" stickers at all Early Voting and Election Day sites.

We also launched an aggressive poll worker recruitment campaign, utilizing traditional media both print and digital. Our campaign was very successful with a total number of applications received surpassing 64,000.

Finally, we made improvements to our website to make it more user friendly, and ensure that the voters were able to easily access the information they needed or to inform them of any important notices. The website received a total of 2,227,380 clicks with 78% of the visits being from new users. We launched a chatbot feature on our website to allow for website visitors to easily receive responses to frequently asked questions. There were a total of 27,242 conversations.

We are committed to continuing our successful public education campaign into 2021 and we thank the various partners in government and various community based organizations who assisted us in amplifying our messaging.



Executive Michael J. Ryan promoting Poll Worker Recruitment at Barclays Center



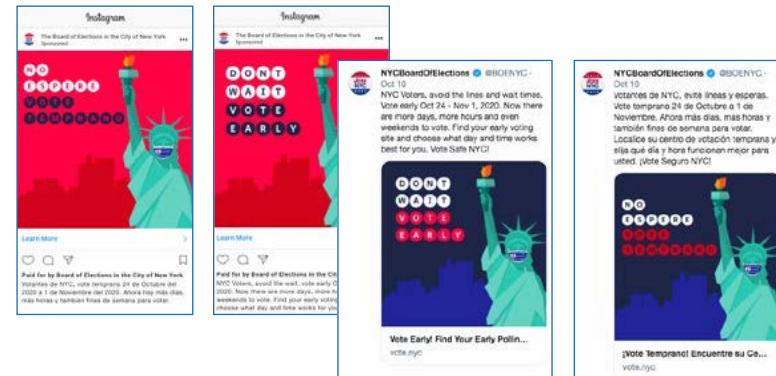
Absentee ballot box

Communications and Public Affairs Cont'd

SNAPSHOT OF OUR SOCIAL MEDIA CAMPAIGN



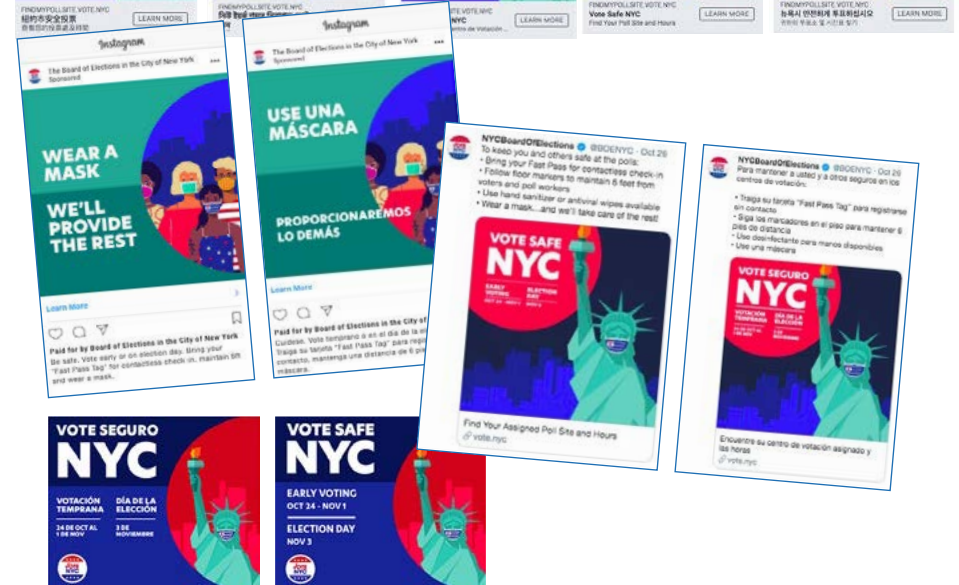
Instagram and Twitter Ads (Early Voting Campaign)



Facebook, Instagram, Twitter, and Google Ads (Vote Smart Campaign)



Facebook and Google Ads (Absentee Ballot Campaign)



VOTE SAFE MAILER



VOTE SAFE NYC!

HERE'S HOW YOU CAN VOTE SAFE IN 2020

AQUÍ ENCONTRARÁ CÓMO VOTAR CON SEGURIDAD EN EL 2020

如何在 2020 年安全投票

2020년 여기에 귀하가 안전하게 투표할 수 있는 방법이 있습니다

২০২০ সালে নিরাপদে ভোট দেয়ার উপায়গুলো সম্পর্কে জানুন

BOARD OF ELECTIONS IN THE CITY OF NEW YORK VOTE.NYC



NOVEMBER 3, 2020
ELECTION DAY

NOVEMBER 1, 2020
EARLY VOTING

Jane Doe
Heritage Health and Housing
1154 Stratford Avenue, Apt 2M
Bronx, NY 10472-1047
New York, NY 10004

412665090

ALERT!
Your Polling Place Has Been Changed.
Su centro de votación ha sido cambiado.
您的投票處有所變動。
귀하의 투표소(투표장)가 변경되었습니다.
आपका मतदान स्थान परिवर्तित किया गया है।

RESORTED
STANDARD
US POSTAGE PAID
BD OF ELECTIONS
CITY OF NEW YORK





FAST PASS TAG

Jane Doe
Heritage Health and Housing
1154 Stratford Avenue, Apt 2M
Bronx, NY 10472-1047
New York, NY 10004

999999999

Look for this sign
at your ED/AD table



001
Election District

61
Assembly District

PS 79 Elementary School for Math, Science, and Technology
125 East 181 Street, Bronx
Voter Entrance:
Schoolyard Entrance on Cypress Avenue:
Left Side is Polling Room
Accessible Entrance:
Schoolyard Entrance on Cypress Avenue:
Left Side is Polling Room

vote.nyc nyc.pollsitemlocator.com
866-VOTE-NYC (866-868-3692)
TTY 212-487-5496

Your Fast Pass Tag for Contact-less Check in!

¡Su tarjeta de llavero "Fast Pass Tag" para registrarse sin contacto!

您的快速通關卡提供無接觸式簽到!

비접촉 체크인을 위한 귀하의 빠른 패스 태그!

ফাস্ট পাস ট্যাগের মাধ্যমে কোনও ব্যক্তির সংস্পর্শ ছাড়া দ্রুত চেক ইন করতে পারবেন।



Voter Registration



BETH FOSSELLA
Coordinator, Voter Registration

As the Coordinator of the Voter Registration Department, I am, along with my staff, responsible for all activities that pertain to registering people to vote in the five boroughs of New York. This includes:

- Overseeing the Boroughs' responsibility to maintain the records of all registered voters. The total number of registered voters in the City of New York for **2020** according to the New York State Board of Elections Data Base is **5,565,015**. These numbers include both Active and Inactive voters (Active voters – **4,948,186**; Inactive voters – **616,829**). These figures are run twice a year on February 1st and November 1st of each year and are posted on the New York State Board Web Site.
- Reaching out to all eligible voters in the City of New York and making them aware of the importance of being a registered voter and how much their vote counts. This is accomplished through:
 1. Conducting registration drives at various community activities (street fairs, work fairs, community organization meetings, and senior citizen community centers) and providing material that will help explain the process of voting.
 2. Working with the Department of Education by visiting the high schools within the city informing and providing students, who are going to be eligible to vote, with registration applications as well as material that help explain the process of voting.
 3. Distribution of voter registration material to the public. It is to be noted that all voter registration material is translated, in accordance to law, in the five languages – English, Spanish, Chinese, Korean and Bengali.

Voter Registration Cont'd

- Providing and making sure that all registration material is updated in accordance with New York State Law.
- Registration applications are broken down as follows:
 - Regular registrations
 - Agency registrations
 - Department of Motor Vehicles
- These registration applications are broken down by Code:
 - No Code - Regular registrations
 - Code 9 - Selected City agencies which fall under Local Law 29
 - Code D - CUNY
- In 2002, Congress passed and the President of the United States signed into law the "Help America Vote Act" (HAVA). This was the means by which the Federal government committed to fund sweeping election reforms which would enhance the voting process in this country. Previously, a potential voter was not asked to provide a means of identification when filling out a registration application. Once HAVA took effect, identification was required. Effective January 1, 2006 all first time voter registrations within the State of New York has to provide the same information heretofore requested of voters who registered by mail after January 1, 2003. In order to accommodate the voter, the registration application was re-designed to provide a box where this "HAVA ID" information was required. Those who did not provide the necessary identification information will receive a "First Time Voter Letter," asking them to provide the identification information. If no identification was sent by the time of the election, the voter will be asked to provide this information at the poll site, and if he/she still does not provide it, will not be allowed to vote on the machine, but will have to vote by affidavit ballot.
- Ordering and tracking all voter registration material both in the Brooklyn Voting Machine Facility where voter registration is stored, as well as in the General Office.
- Making sure that all Voter Registration material is updated and translated into the five languages required by law, English, Spanish, Chinese, Korean and Bengali.
- In 2010 the NYS Board of Elections re-designed the registration application to include "Organ Donor" information that is sent to the Board of Health on a weekly basis.
- In 2011 the State Board of Elections re-designed the absentee ballot application.
- Providing and updating all voter registration information that must be put up on the Board of Election's web page. This information is done in English, Spanish, Chinese, Korean and Bengali.
- In 2015 the New York State Registration application had two new parties added to the list of enrollment parties on the registration application. The parties were the Women's Equality Party and the Reform Party. These parties were added to the 2016 Revised Registration Application.
- Providing Russian translation "Registration and Voting" booklet on the web page with English registration application. **(As per NYS Law ELEC 3-506)**

CODE 9 – AGENCY REGISTRATION

In May 2000, the New York City Council passed legislation (Local Law 29) which requires that 20 City agencies must provide voter registration applications to their clients, contractors, sub-contractors (literally anyone with whom they come in contact) in the performance of services, mailings and whatever other transactions take place on a daily basis.

Voter Registration Cont'd

The law requires that the Board of Elections supply these agencies with all the materials they will need in the performance of these tasks, i.e. registrations applications, display boxes, booklets, posters in all the five languages that are required by law (English, Spanish, Chinese, Korean and Bengali). The total number of Code "9" registration applications that were given out in 2020 were:

English	20,750
Spanish	9,001
Chinese	6,000
Korean	2,000
Bengali	2,000

TOTAL NUMBER OF CODE "9" PROCESSED BY BOROUGHES IN 2020:

Manhattan	1,646
Bronx	1,502
Brooklyn	1,058
Queens	844
Staten Island	137

CUNY (THE CITY UNIVERSITY OF NEW YORK)

CUNY requested Code "D" registration applications to be delivered to the designated offices of the CUNY schools. The Code "D" registration applications are designated with a "D" in a small box at the upper left hand corner of the registration application. This enables the board to track how many of these registrations are processed.

TOTAL NUMBER OF CODE "D" PROCESSED BY BOROUGHES IN 2020:

Manhattan	145
Bronx	312
Brooklyn	199
Queens	228
Staten Island	108

TOTAL NUMBER OF REGISTRATIONS RECEIVED IN GENERAL OFFICE 2020 FOR THE 5 BOROUGHES - 169,676

REG	150,631
DMV	6,011
DMV CAF	N/A
AGENCY	6,855
CODE 9	5,187
CODE D	992

INFORMATION NOTICES

In August of each year the Board of Elections sends out Voter Information Notices to all Active and Inactive Registered Voters. These Information Notices give the voter all the necessary information regarding the upcoming elections as well as informing the voter where his Poll Site is and what district the voter must vote.

Many voters had commented in the past that their Poll Site has been changed and they were not aware of it, so that when they went to vote they had to vote at another Poll Site.

In 2005, the Information Notices were re-designed to include notice to the voter that he/she had a Poll Site change.

- The Normal file – the poll site remained the same.
- The Bold file – the poll site has been changed.

The 2018 Information Notice was re-designed to include the instructions for the use of the new voting machine, plus a removable card which contained the voter's Election District, Assembly District and Party Enrollment.

In September of 2020 Information Notices **5,394,015-TOTAL – ACTIVE AND INACTIVE VOTERS**

Voter Registration Cont'd

2020 BOARD OF ELECTIONS VOTER INFORMATION NOTICES

Mail Date	Manhattan	Brooklyn	Queens	Bronx	Staten Island	Total
9/23/2020	1,213,667	1,669,118	1,323,545	854,009	333,676	5,394,015

The Confirmation Notices are sent out to the voters whose Information Notice was returned to the Board of Election as "Undeliverable." Confirmation Notices are sent to check again whether a voter is indeed not living at the address which appeared on the Information Notice.

If the Confirmation Notice is returned "Undeliverable," then the voter is made INACTIVE. The Inactive code is X. This voter goes from an Active to an Inactive ("A" to "X") status.

LIBRARIES AND POST OFFICES

In 2020 we began the distribution of registration applications (in all five languages) to all the libraries and post offices within New York City that requested them. Included with these were posters (in five languages) and poll worker applications. Also included are order forms that can be scanned to us requesting additional supplies.

The total number of Registration Applications distributed for 2020 were as follows:

Post Offices – 13

Libraries – 17

TOTAL – 8,650 registrations

TOTAL – 16,770 registrations

REGISTRATION SUMMARY FROM ALL SOURCES

NUMBER OF NEW REGISTRANTS PROCESSED IN 12/14/2020	374,904
NUMBER OF MOVERS WITHIN COUNTY PROCESSED IN 2020	201,583
TOTAL NUMBER OF ENROLLMENT CHANGES	186,823
TOTAL NUMBER OF DUPLICATES	34,590

CANCELLATIONS

TOTAL NUMBER OF REGISTRATIONS CANCELLED 12/14/2020	75,925
NUMBER OF CANCEL NOTICES SENT TO OTHER COUNTIES	N/A
NUMBER OF CANCEL NOTICES SENT TO SBOE FOR OTHER STATES. WE DO NOT RECEIVE OUT-OF-STATE CANCELLATIONS TO SEND TO THE STATE BOARD	N/A

GENERAL INFORMATION

NUMBER OF MILITARY VOTERS ON FILE IN THE COUNTIES 12/14/2020	1,984
NUMBER OF PERM/DISABLED VOTERS ON FILE IN THE COUNTIES 12/14/2020	52,942
NUMBER OF SPECIAL FEDERAL VOTERS ON FILE IN COUNTIES 12/14/2020	31,346
NUMBER OF INACTIVE VOTERS ON FILE AS OF DECEMBER 14, 2020	609,523

The total number of registrations is posted on the NYS Board of Elections. They are produced twice a year - February 1st and November 1st. Below are instructions for the public to follow.

- Go to www.vote.nyc.ny.us
- Link to State Board – www.elections.ny.gov
- Enrollment totals for 5 boroughs as of November 1, 2020

Voter Registration Cont'd

NYS VOTER ENROLLMENT BY COUNTY, PARTY AFFILIATION AND STATUS — Voters Registered as of November 1, 2020

Region	County	Status	DEM	REP	CON	WOR	GRE	LBT	IND	SAM	OTH	Blank	Total
Within NYC	Bronx	Active	573,913	43,479	2,985	2,793	953	431	13,526	14	727	123,664	762,485
Within NYC	Bronx	Inactive	77,701	6,897	486	553	130	41	2,313	0	52	17,058	105,231
Within NYC	Bronx	Total	651,614	50,376	3,471	3,346	1,083	472	15,839	14	779	140,722	867,716
Within NYC	Brooklyn	Active	1,100,489	134,775	4,513	4,610	2,575	1,208	26,981	51	865	279,359	1,555,426
Within NYC	Brooklyn	Inactive	123,351	14,737	580	854	527	144	4,644	1	78	35,030	179,946
Within NYC	Brooklyn	Total	1,223,840	149,512	5,093	5,464	3,102	1,352	31,625	52	943	314,389	1,735,372
Within NYC	Manhattan	Active	742,338	84,850	1,847	1,724	1,729	1,211	23,490	28	508	197,322	1,055,047
Within NYC	Manhattan	Inactive	117,825	25,100	414	412	450	225	7,356	0	48	43,916	195,746
Within NYC	Manhattan	Total	860,163	109,950	2,261	2,136	2,179	1,436	30,846	28	556	241,238	1,250,793
Within NYC	Queens	Active	803,495	139,699	5,477	3,239	1,849	1,083	26,274	41	992	279,009	1,261,158
Within NYC	Queens	Inactive	66,433	11,891	516	393	207	79	2,920	0	58	23,104	105,601
Within NYC	Queens	Total	869,928	151,590	5,993	3,632	2,056	1,162	29,194	41	1,050	302,113	1,366,759
Within NYC	Staten Island	Active	128,944	98,788	4,525	1,025	423	384	9,457	42	167	70,315	314,070
Within NYC	Staten Island	Inactive	13,537	8,516	472	148	43	25	1,140	0	12	6,412	30,305
Within NYC	Staten Island	Total	142,481	107,304	4,997	1,173	466	409	10,597	42	179	76,727	344,375
Within NYC Total		Active	3,349,179	501,591	19,347	13,391	7,529	4,317	99,728	176	3,259	949,669	4,948,186
Within NYC Total		Inactive	398,847	67,141	2,468	2,360	1,357	514	18,373	1	248	125,520	616,829
Within NYC Total		Total	3,748,026	568,732	21,815	15,751	8,886	4,831	118,101	177	3,507	1,075,189	5,565,015

INFORMATION REGARDING MAILING FORM NOTICES FOR 2020 THAT WERE SENT FROM THE GENERAL OFFICE

ALL BOROUGHES: Daily Count Form Notices from January 01, 2020 to December 11, 2020

Borough	New Acknowledgments	Change Acknowledgments	Transfers	Confirmations	Cancellations	TOTAL BY BOROUGH
Manhattan	83,078	33,742	112,579	62	127	229,588
Bronx	59,153	25,814	58,290	134	205	143,596
Brooklyn	107,393	37,332	125,974	111	80	270,890
Queens	104,404	35,266	86,977	10	73	226,730
Staten Island	27,575	10,097	23,103	118	31	6,924
TOTALS BY FORM	381,603	142,251	406,923	435	516	931,728

Voter Registration Cont'd

2020 YEAR ACTIVE AND INACTIVE VOTER'S REPORT

ID	Year	Manhattan	Brooklyn	Queens	Bronx	Staten Island	Total
20	2000	876,120	1,095,963	902,459	568,751	227,355	3,670,648
21	2001	876,216	1,109,941	927,354	576,982	229,938	3,720,431
22	2002	1,010,007	1,271,743	1,038,926	663,867	252,560	4,237,103
23	2003	970,302	1,220,751	1,012,298	637,864	246,689	4,087,904
24	2004	1,110,217	1,329,900	1,092,384	695,932	265,988	4,494,421
25	2005	1,083,330	1,297,665	1,059,371	680,661	262,249	4,383,276
26	2006	1,099,027	1,317,470	1,045,684	690,491	265,050	4,417,722
27	2007	1,020,216	1,261,774	984,793	647,824	254,569	4,169,176
28	2008	1,137,092	1,394,937	1,090,420	717,957	274,526	4,614,932
29	2009	1,067,602	1,357,640	1,081,422	685,848	270,145	4,462,657
30	2010	1,083,138	1,392,965	1,100,884	696,246	275,729	4,548,962
31	2011	1,034,163	1,341,565	1,083,493	664,369	268,181	4,391,771
32	2012	1,109,781	1,424,479	1,116,578	710,436	279,148	4,640,422
33	2013	1,077,586	1,417,767	1,122,721	712,273	279,558	4,609,905
34	2014	1,049,505	1,413,359	1,100,204	724,576	280,718	4,568,362
35	2015	1,034,443	1,410,468	1,096,535	724,625	285,725	4,551,796
36	2016	1,126,400	1,526,514	1,192,529	782,405	299,514	4,927,362
37	2017	1,150,371	1,560,839	1,229,022	805,382	308,228	5,053,842
38	2018	1,171,900	1,594,090	1,247,204	813,033	311,721	5,137,948
39	2019	1,197,797	1,637,055	1,282,887	833,172	319,473	5,270,384
40	2020	1,250,793	1,735,372	1,366,759	867,716	344,375	5,565,015

Election Day Operations



DEBRA LEIBLE
Coordinator, Election Day Operations

POLL WORKER RECRUITMENT AND OUTREACH

This department is charged with the responsibility for recruiting, training, assigning and tracking the performance of individuals who staff the polls and serve voters on Election Day. There are several different Poll Worker positions that vary in qualifications and degrees of responsibility:

COORDINATORS are placed in polling sites to serve as the manager, to troubleshoot any problems and ensure that Election Day procedures are being followed. Their goal is to see that voters receive courteous, prompt and proper service. Each poll site now has two tablets which the Coordinator gives to the Information Clerks during the day to assist with directing voters. At closing, the Coordinator uploads the PMDs from the scanners giving us the earliest possible results.

INFORMATION CLERKS are placed at sites with multiple EDs to help direct and guide voters to their correct voting districts and poll sites by using street directories and poll site lists. They now have tablets with an app to also assist with directing voters.

ACCESSIBILITY CLERKS are assigned to poll sites with alternate accessible entrances where doors cannot remain open or where other assistance is required. They are assigned to doors and elevators that do not have Braille and they act as warning clerks where there is a hazard of someone tripping or bumping into something on the way into the poll site.

ED/AD TABLE INSPECTORS and **POLL CLERKS** are the backbone of the Board's Election Day workforce. There are two INSPECTORS at each Election District or table, one enrolled Democrat and one Republican — a system of "checks and balances" that is required by New York State Election Law. POLL CLERKS are similarly divided and are mainly used as needed in the voting process in EDs where there are more than 750 registered voters.

SCANNER INSPECTORS verify that the scanners have not been tampered with, set-up and open the polls on the scanners for voting and assist voters if needed. There are two (2) inspectors per scanner; one (1) Democrat and one (1) Republican.

Election Day Operations Cont'd

BMD INSPECTORS ensure the privacy booths and BMD are set up properly. They keep the booths clear of electioneering materials and are there to assist the voters if requested. There are two (2) Inspectors, one enrolled Democrat and one enrolled Republican.

INTERPRETERS assist voters with limited English proficiency at poll sites in various neighborhoods in New York City and are a major component of the Board's Language Assistance Program. The Board provides Spanish, Chinese (Cantonese/Mandarin), Korean and Bengali/Hindi interpreters in targeted areas in conjunction with the plan based on recent census data.

LINE MANAGEMENT CLERKS were trained to greet voters, offer them masks if they were not already wearing one, ensure voters were at the correct poll site and observing social distancing guidelines.

ELECTION NIGHT REPORTING CLERKS (ENR) Every Police Precinct in New York City has a four-person bipartisan Election Night Reporting Team (ENR Team) assigned to report at 7pm. The ENR Team is responsible for the setup and testing of the Equipment prior to the close of polls.

Once the polls close, the ENR Team awaits the arrival of Police Officers transporting the Large Yellow Scanner Voting Records Bag which contains the Portable Memory Device (PMD) and the Zero Report and Results Tape. Once verified the ENR Team uses the Election Night Reporting Tablet to upload and transmit any PMDs that were not uploaded at the poll site.

A.D. POLL SITE MONITORS are a bipartisan team of specially trained Poll Workers who monitor an Assembly District on Election Day.

While the Coordinators, Inspectors, Poll Clerks and Information Clerks are required by law to be both a citizen and a registered voter, the Interpreters and Accessibility Clerks do not have such a requirement. County Committee applicants make up a great portion of the total complement needed to staff the polls but thousands of positions still must be filled. To this end, the Board trains and assigns poll workers recruited from various sources, including the City University of New York and numerous civic and advocacy groups. Poll Worker applicants also submit forms obtained from the Board's phone bank, Borough Offices, nyc.electiondayworker.com, or by indicating interest in serving when completing their Voter Registration applications.

POLL WORKER TRAINING AND TRAINING INITIATIVES During 2020, we had 460 available Adjunct Trainers and Assistants to conduct poll worker training. There were 3,057 classes at 61 training sites throughout New York City. These classes train workers to use the Basic Poll Worker Manual, visual aids and various voter information forms and materials used on Election Day. Demonstrations of the AutoMARK Ballot Marking Device (BMD) and the Optical Scanner Voting System are included in the training. The Board assigned 130,654 workers to classes and trained 69,850* poll workers in 2020. We continued to use step by step laminated instruction cards for the BMD and Scanners. These cards make it easier for the poll workers to open and close the BMD and Scanners simply by working in teams of two – one reading the instructions and one performing the required steps.

The Basic Poll Worker Manual contains a section on diversity and incorporates customer service training for poll worker classes. The poll site signage provides voter information and assistance in all five (5) mandated languages based on what is required in each borough.

Due to the COVID-19 Pandemic, we launched online poll worker training for the Basic, Interpreter, Accessibility Clerk and Line Management Clerk classes. 19,585* of the 69,850 poll workers trained took and passed online training classes.

NURSING HOME PROGRAM Nursing home visits were unable to be made during 2020 due to the COVID-19 Pandemic. The Board of Elections mailed 21,840 absentee ballots to nursing home residents during the Primary, General and Special Elections.

EDO DEPARTMENT staff assists with educating voters on the BMD, Scanner and election procedures. They organize demonstrations of equipment when requested throughout the five boroughs as well as attend recruitment events for poll workers. In 2019, there were 18,976 poll workers recruited through various events and organizations.

Election Day Operations Cont'd

2020 POLL WORKER COVERAGE ANALYSIS

Poll Worker Positions	Special Election 12th Council - 12/22/2020			Special Council 37 Assembly 31 QN BP - 06/23/2020			Primary Election 2020 - 06/23/2020		
	P	A	W	P	A	W	P	A	W
*	P	A	W	P	A	W	P	A	W
Accessibility Clerk	104	102	88	0	0	0	4,135	3,768	3,050
AD Poll Site Monitor	4	4	4	0	0	0	288	159	182
Affidavit Inspector	72	72	70	0	0	0	2,178	2,011	1,711
Bengali Interpreter	0	0	0	0	0	0	323	266	235
Chinese Interpreter	0	0	0	0	0	0	3,062	2,089	1,771
Coordinator	130	130	124	0	0	0	3,122	2,832	2,760
Custodian	5	5	4	0	0	0	168	66	144
Election Night Reporting Clerk	12	-24	11	0	0	0	32	26	27
Field/Office/Zone Coordinator	0	0	0	0	0	0	100	72	75
Hindi Interpreter	0	0	0	0	0	0	349	296	265
Information Clerk	97	95	74	0	0	0	3,333	2,925	2,505
Inspector	918	909	932	0	0	0	10,278	9,934	9,782
Inspector - Relief	72	68	63	0	0	0	5,946	3,894	2,086
Inspector - Student (Full)	0	0	0	0	0	0	153	47	35
Inspector - Student (Peak)	0	0	0	0	0	0	9	2	3
Inspector BMD-Privacy Booth	2	2	0	0	0	0	1,852	1,332	434
Inspector Table	144	144	135	0	0	0	10,804	8,966	8,739
Inspector-Scanner	142	141	86	0	0	0	4,734	3,678	2,578
Korean Interpreter	0	0	0	0	0	0	515	389	366
Line Management Clerk	86	74	43	0	0	0	0	0	0
Peak Coverage Worker	0	0	0	0	0	0	2	0	0
Poll Clerk - Relief	76	75	56	0	0	0	898	460	202
Poll Clerk BMD	48	48	30	0	0	0	526	297	175
Poll Clerk Scanner	24	24	14	0	0	0	194	99	85
Spanish Interpreter	97	97	86	0	0	0	2,385	2,119	1,888
Stand By (2)	0	0	0	0	0	0	0	0	0

* P = POSITIONS * A = ASSIGNED * W = WORKED

Election Day Operations Cont'd

2020 POLL WORKER COVERAGE ANALYSIS (CONTINUED)

Poll Worker Positions	Presidential Primary Election 2020 - 06/23/2020			General Election 2020 - 11/03/2020			Borough President Queens County - 03/24/2020		
	P	A	W	P	A	W	P	A	W
*	P	A	W	P	A	W	P	A	W
Accessibility Clerk	1,694	260	2	4,467	4,268	4,180	422	378	23
AD Poll Site Monitor	334	46	20	342	301	306	72	29	0
Affidavit Inspector	2,602	-815	2	2,686	2,275	2,148	648	540	143
Bengali Interpreter	300	0	0	303	286	259	318	284	47
Chinese Interpreter	2,246	-304	0	2,811	2,298	2,240	982	841	112
Coordinator	3,164	-30	8	3,339	3,197	3,142	675	648	85
Custodian	165	3	0	192	109	145	24	21	0
Election Night Reporting Clerk	316	95	0	300	252	238	64	31	0
Field/Office/Zone Coordinator	10	0	0	190	162	153	0	0	0
Hindi Interpreter	340	0	0	350	327	303	358	270	45
Information Clerk	3,320	-202	1	4,427	3,877	3,687	504	420	77
Inspector	232	-5,292	0	17,976	16,171	15,761	3,096	2,524	744
Inspector - Relief	3,116	-480	0	2,676	2,600	1,997	192	189	0
Inspector - Student (Full)	139	1	0	1,438	719	437	0	0	0
Inspector - Student (Peak)	8	0	0	18	8	6	0	0	0
Inspector BMD-Privacy Booth	1,922	577	0	1,824	1,732	1,069	310	303	0
Inspector Table	11,300	4,033	21	11,264	10,930	12,142	1,788	1,728	0
Inspector-Scanner	6,384	2,287	9	7,916	7,621	7,842	1,286	1,263	0
Korean Interpreter	506	0	0	521	464	419	524	419	68
Line Management Clerk	0	0	0	11,589	10,065	10,600	0	0	0
Peak Coverage Worker	2	0	0	2	1	1	1	1	0
Poll Clerk - Relief	1,630	510	5	3,144	2,992	1,695	570	586	0
Poll Clerk BMD	660	236	2	726	676	464	272	269	0
Poll Clerk Scanner	250	90	2	224	209	165	100	101	0
Spanish Interpreter	1,960	9	1	2,612	2,536	2,617	574	505	78
Stand By (2)	0	0	0	1,000	955	211	0	0	0

* P = POSITIONS * A = ASSIGNED * W = WORKED

Election Day Operations Cont'd

1ST TIME POLL WORKERS IN 2020 — Borough President Queens County - 03/24/2020

County	Worked	First Timers
Queens	1,381	35

1ST TIME POLL WORKERS IN 2020 — Primary Election 2020 - 06/23/2020

County	Worked	First Timers
Manhattan	6,772	212
Bronx	5,095	166
Brooklyn	13,060	451
Queens	10,032	282
Staten Island	3,873	139

1ST TIME POLL WORKERS IN 2020 — General Election 2020 - 11/03/2020

County	Worked	First Timers
Manhattan	16,384	6,873
Bronx	11,078	2,851
Brooklyn	24,095	8,241
Queens	15,554	4,871
Staten Island	5,304	1,024

1ST TIME POLL WORKERS IN 2020 — Special Election 12th Council - 12/22/2020

County	Worked	First Timers
Bronx	1,960	6

Election Day Operations Cont'd

2020 BOE / COUNTY POLL WORKERS — Borough President Queens County - 03/24/2020

County	Appointed by	Workers
Queens	County	767
Queens	BoE	696

2020 BOE / COUNTY POLL WORKERS — Primary Election 2020 - 06/23/2020

County	Appointed by	Workers
Manhattan	County	1,754
Manhattan	BoE	5,126
Bronx	County	3,456
Bronx	BoE	2,039
Brooklyn	County	7,243
Brooklyn	BoE	6,028
Queens	County	3,962
Queens	BoE	6,158
Staten Island	County	631
Staten Island	BoE	3,264

2020 BOE / COUNTY POLL WORKERS — Special Election 12th Council - 12/22/2020

County	Appointed by	Workers
Bronx	County	1,464
Bronx	BoE	498

2020 BOE / COUNTY POLL WORKERS — General Election 2020 - 11/03/2020*

County	Appointed by	Workers
Manhattan	County	2,613
Manhattan	BoE	13,964
Bronx	County	5,401
Bronx	BoE	5,712
Brooklyn	County	10,485
Brooklyn	BoE	13,878
Queens	County	4,502
Queens	BoE	11,074
Staten Island	County	786
Staten Island	BoE	4,536

*Includes Early Voting Totals

Election Day Operations Cont'd

OF INTERPRETERS, LOCATIONS & COST PER ELECTION

		Primary Election 06/23/20	General Election 11/03/20	12th Council Special 12/22/20
Manhattan	# OF LOCATIONS	153	223	N/A
	# OF INTERPRETERS	643	1,163	N/A
	COST	\$160,750.00	\$290,750.00	N/A
Bronx	# OF LOCATIONS	103	164	18
	# OF INTERPRETERS	212	464	87
	COST	\$53,000.00	\$116,000.00	\$21,750.00
Brooklyn	# OF LOCATIONS	281	335	N/A
	# OF INTERPRETERS	1,427	1,718	N/A
	COST	\$356,750.00	\$429,500.00	N/A
Queens	# OF LOCATIONS	258	262	N/A
	# OF INTERPRETERS	2,040	2,281	N/A
	COST	\$510,000.00	\$570,250.00	N/A
Staten Island	# OF LOCATIONS	43	49	N/A
	# OF INTERPRETERS	203	212	N/A
	COST	\$50,750.00	\$53,000.00	N/A

Election Day Operations Cont'd

2020 VACANCY SUMMARY

Election	Inspector Vacancy	# of Positions	% Vacant
Primary Election - 06/23/20			
Manhattan	2,646	5,336	49.59%
Bronx	1,353	3,240	41.76%
Brooklyn	3,115	7,644	40.75%
Queens	2,486	5,622	44.22%
Staten Island	451	1,384	32.59%
General Election - 11/03/20			
Manhattan	388	5,838	6.65%
Bronx	632	4,310	14.66%
Brooklyn	931	8,498	10.96%
Queens	672	6,406	10.49%
Staten Island	154	1,570	9.81%
12th Council Special 12/22/20			
Bronx	97	436	22.25%

Election Day Operations Cont'd

2020 POLL WORKER TEST PASSING RATE — Presidential Primary Election 2020 - 06/23/2020

County	Worked	Passed
Manhattan	24	24
Bronx	32	32
Brooklyn	5	5
Queens	9	9

2020 POLL WORKER TEST PASSING RATE — Special Election 12th Council - 12/22/2020

County	Worked	Passed
Bronx	494	494

2020 POLL WORKER TEST PASSING RATE — Primary Election 2020 - 06/23/2020

County	Worked	Passed
Manhattan	3,331	3,331
Bronx	2,531	2,528
Brooklyn	5,872	5,865
Queens	4,503	4,501
Staten Island	1,207	1,207

2020 POLL WORKER TEST PASSING RATE — General Election 2020 - 11/03/2020

County	Worked	Passed
Manhattan	8,899	8,872
Bronx	5,515	5,510
Brooklyn	12,030	11,969
Queens	8,751	8,751
Staten Island	1,994	1,993

2020 POLL WORKER COMPLAINTS BY CATEGORY

Borough	Complaints That Poll Workers Were Rude/Behavior	Complaints That Poll Workers Were Not Following Procedure
Manhattan	33	29
Bronx	40	36
Brooklyn	35	52
Queens	14	9
Staten Island	2	6
Total	124	132

Election Day Operations Cont'd

2020 STANDBY USAGE — Borough President Queens County - 03/24/2020

County	Worked	Dispatched
Queens	28	3

2020 STANDBY USAGE — Primary Election 2020 - 06/23/2020

County	Worked	Dispatched
Bronx	79	79
Brooklyn	3	3
Queens	123	106

2020 STANDBY USAGE — General Election 2020 - 11/03/2020

County	Worked	Dispatched
Manhattan	540	520
Bronx	480	166
Brooklyn	520	450
Queens	296	287
Staten Island	10	10

2020 STANDBY USAGE — Special Election 12th Council - 12/22/2020

County	Worked	Dispatched
Bronx	38	36

Election Day Operations Cont'd

2020 POLL WORKER APPLICATIONS RECEIVED

Poll Worker Application Source	County	Apps	Tested	%
10/2018 Ads	BX	0	0	0
10/2018 Ads	KG	0	0	0
10/2018 Ads	NY	5	2	40
10/2018 Ads	QN	0	0	0
10/2018 Ads	RH	0	0	0
B-EDO	BX	0	0	0
B-EDO	KG	337	102	30
B-EDO	NY	2	1	50
B-EDO	QN	3	1	33
B-EDO	RH	0	0	0
BOE Outreach	BX	0	0	0
BOE Outreach	KG	1	0	0
BOE Outreach	NY	0	0	0
BOE Outreach	QN	0	0	0
BOE Outreach	RH	0	0	0
BX BOE	BX	430	226	53
BX BOE	KG	0	0	0
BX BOE	NY	0	0	0
BX BOE	QN	0	0	0
BX BOE	RH	0	0	0
Community Organization	BX	1	1	100
Community Organization	KG	32	1	3
Community Organization	NY	2	0	0
Community Organization	QN	3	3	100
Community Organization	RH	0	0	0
Community-Mail	BX	22	7	32
Community-Mail	KG	83	21	25
Community-Mail	NY	149	65	44
Community-Mail	QN	176	49	28
Community-Mail	RH	2	2	100
County Organization	BX	128	96	75
County Organization	KG	168	80	48
County Organization	NY	11	8	73
County Organization	QN	102	62	61
County Organization	RH	21	9	43
Deputized	BX	0	0	0
Deputized	KG	10	2	20
Deputized	NY	2	0	0
Deputized	QN	0	0	0
Deputized	RH	0	0	0
Direct Mailing	BX	3	3	100
Direct Mailing	KG	1	1	100
Direct Mailing	NY	108	65	60
Direct Mailing	QN	214	88	41
Direct Mailing	RH	1	1	100
ElectionDayWorker.com	BX	4,284	1,900	44
ElectionDayWorker.com	KG	21,487	7,951	37
ElectionDayWorker.com	NY	11,865	6,274	53
ElectionDayWorker.com	QN	7,605	3,830	50
ElectionDayWorker.com	RH	1,070	576	54
ElectionDayWorker.com via 10/2018 Ads	BX	1,076	585	54
ElectionDayWorker.com via 10/2018 Ads	KG	5,805	2,896	50
ElectionDayWorker.com via 10/2018 Ads	NY	3,085	1,863	60
ElectionDayWorker.com via 10/2018 Ads	QN	2,467	1,411	57
ElectionDayWorker.com via 10/2018 Ads	RH	361	221	61
ElectionDayWorker.com via 2018InterpreterDigitalLink	BX	1	1	100

Poll Worker Application Source	County	Apps	Tested	%
ElectionDayWorker.com via 2018InterpreterDigitalLink	KG	0	0	0
ElectionDayWorker.com via 2018InterpreterDigitalLink	NY	0	0	0
ElectionDayWorker.com via 2018InterpreterDigitalLink	QN	2	2	100
ElectionDayWorker.com via 2018InterpreterDigitalLink	RH	0	0	0
ElectionDayWorker.com via B-EDO	BX	0	0	0
ElectionDayWorker.com via B-EDO	KG	130	89	68
ElectionDayWorker.com via B-EDO	NY	0	0	0
ElectionDayWorker.com via B-EDO	QN	1	1	100
ElectionDayWorker.com via B-EDO	RH	1	0	0
ElectionDayWorker.com via BOE Outreach	BX	0	0	0
ElectionDayWorker.com via BOE Outreach	KG	2	0	0
ElectionDayWorker.com via BOE Outreach	NY	1	1	100
ElectionDayWorker.com via BOE Outreach	QN	0	0	0
ElectionDayWorker.com via BOE Outreach	RH	0	0	0
ElectionDayWorker.com via BX BOE	BX	45	32	71
ElectionDayWorker.com via BX BOE	KG	0	0	0
ElectionDayWorker.com via BX BOE	NY	0	0	0
ElectionDayWorker.com via BX BOE	QN	0	0	0
ElectionDayWorker.com via BX BOE	RH	0	0	0
ElectionDayWorker.com via Community Organization	BX	2	0	0
ElectionDayWorker.com via Community Organization	KG	16	10	63
ElectionDayWorker.com via Community Organization	NY	0	0	0
ElectionDayWorker.com via Community Organization	QN	3	3	100
ElectionDayWorker.com via Community Organization	RH	0	0	0
ElectionDayWorker.com via Community-Mail	BX	1	0	0
ElectionDayWorker.com via Community-Mail	KG	53	28	53
ElectionDayWorker.com via Community-Mail	NY	21	16	76
ElectionDayWorker.com via Community-Mail	QN	38	30	79
ElectionDayWorker.com via Community-Mail	RH	0	0	0
ElectionDayWorker.com via County Organization	BX	19	15	79
ElectionDayWorker.com via County Organization	KG	225	203	90
ElectionDayWorker.com via County Organization	NY	21	21	100
ElectionDayWorker.com via County Organization	QN	26	22	85
ElectionDayWorker.com via County Organization	RH	19	14	74
ElectionDayWorker.com via CUNY	BX	1	0	0
ElectionDayWorker.com via CUNY	KG	2	1	50
ElectionDayWorker.com via CUNY	NY	1	1	100
ElectionDayWorker.com via CUNY	QN	3	1	33
ElectionDayWorker.com via CUNY	RH	1	1	100
ElectionDayWorker.com via CUNY Student	BX	54	22	41
ElectionDayWorker.com via CUNY Student	KG	29	10	34
ElectionDayWorker.com via CUNY Student	NY	16	11	69
ElectionDayWorker.com via CUNY Student	QN	34	16	47
ElectionDayWorker.com via CUNY Student	RH	5	4	80
ElectionDayWorker.com via Department of Education	BX	1	1	100
ElectionDayWorker.com via Department of Education	KG	2	0	0
ElectionDayWorker.com via Department of Education	NY	0	0	0
ElectionDayWorker.com via Department of Education	QN	0	0	0
ElectionDayWorker.com via Department of Education	RH	0	0	0
ElectionDayWorker.com via Deputized	BX	0	0	100
ElectionDayWorker.com via Deputized	KG	1	1	100
ElectionDayWorker.com via Deputized	NY	1	1	100
ElectionDayWorker.com via Deputized	QN	0	0	0
ElectionDayWorker.com via Deputized	RH	0	0	0
ElectionDayWorker.com via Direct Mailing	BX	0	0	0
ElectionDayWorker.com via Direct Mailing	KG	1	0	0

Election Day Operations Cont'd

2020 POLL WORKER APPLICATIONS RECEIVED (CONTINUED)

Poll Worker Application Source	County	Apps	Tested	%
ElectionDayWorker.com via Direct Mailing	NY	17	12	71
ElectionDayWorker.com via Direct Mailing	QN	165	105	64
ElectionDayWorker.com via Direct Mailing	RH	0	0	0
ElectionDayWorker.com via EDOTransDepartment	BX	0	0	0
ElectionDayWorker.com via EDOTransDepartment	KG	0	0	0
ElectionDayWorker.com via EDOTransDepartment	NY	1	1	100
ElectionDayWorker.com via EDOTransDepartment	QN	0	0	0
ElectionDayWorker.com via EDOTransDepartment	RH	0	0	0
ElectionDayWorker.com via Facebook Ad	BX	1	0	0
ElectionDayWorker.com via Facebook Ad	KG	2	0	0
ElectionDayWorker.com via Facebook Ad	NY	1	0	0
ElectionDayWorker.com via Facebook Ad	QN	1	0	0
ElectionDayWorker.com via Facebook Ad	RH	0	0	0
ElectionDayWorker.com via High School 2019	BX	0	0	0
ElectionDayWorker.com via High School 2019	KG	1	0	0
ElectionDayWorker.com via High School 2019	NY	0	0	0
ElectionDayWorker.com via High School 2019	QN	0	0	0
ElectionDayWorker.com via High School 2019	RH	0	0	0
ElectionDayWorker.com via High School 2020	BX	0	0	0
ElectionDayWorker.com via High School 2020	KG	61	45	74
ElectionDayWorker.com via High School 2020	NY	0	0	0
ElectionDayWorker.com via High School 2020	QN	2	2	100
ElectionDayWorker.com via High School 2020	RH	13	12	92
ElectionDayWorker.com via High School Student	BX	0	0	0
ElectionDayWorker.com via High School Student	KG	4	2	50
ElectionDayWorker.com via High School Student	NY	0	0	0
ElectionDayWorker.com via High School Student	QN	4	3	75
ElectionDayWorker.com via High School Student	RH	0	0	0
ElectionDayWorker.com via HPWA-CUNY	BX	0	0	0
ElectionDayWorker.com via HPWA-CUNY	KG	2	1	50
ElectionDayWorker.com via HPWA-CUNY	NY	0	0	0
ElectionDayWorker.com via HPWA-CUNY	QN	0	0	0
ElectionDayWorker.com via HPWA-CUNY	RH	0	0	0
ElectionDayWorker.com via Interpreter Print Ad	BX	0	0	0
ElectionDayWorker.com via Interpreter Print Ad	KG	0	0	0
ElectionDayWorker.com via Interpreter Print Ad	NY	0	0	0
ElectionDayWorker.com via Interpreter Print Ad	QN	1	1	100
ElectionDayWorker.com via Interpreter Print Ad	RH	0	0	0
ElectionDayWorker.com via KG BOE	BX	0	0	0
ElectionDayWorker.com via KG BOE	KG	7	6	86
ElectionDayWorker.com via KG BOE	NY	0	0	0
ElectionDayWorker.com via KG BOE	QN	0	0	0
ElectionDayWorker.com via KG BOE	RH	0	0	0
ElectionDayWorker.com via Madison Square Garden	BX	2	1	50
ElectionDayWorker.com via Madison Square Garden	KG	8	2	25
ElectionDayWorker.com via Madison Square Garden	NY	1	1	100
ElectionDayWorker.com via Madison Square Garden	QN	8	3	38
ElectionDayWorker.com via Madison Square Garden	RH	0	0	0
ElectionDayWorker.com via MTA Bus and Train Ad Campaign	BX	82	15	18
ElectionDayWorker.com via MTA Bus and Train Ad Campaign	KG	43	14	33
ElectionDayWorker.com via MTA Bus and Train Ad Campaign	NY	25	13	52
ElectionDayWorker.com via MTA Bus and Train Ad Campaign	QN	25	14	56
ElectionDayWorker.com via MTA Bus and Train Ad Campaign	RH	6	4	67
ElectionDayWorker.com via Newspaper Ad	BX	8	0	0
ElectionDayWorker.com via Newspaper Ad	KG	0	0	0
ElectionDayWorker.com via Newspaper Ad	NY	1	1	100

Poll Worker Application Source	County	Apps	Tested	%
ElectionDayWorker.com via Newspaper Ad	QN	4	2	50
ElectionDayWorker.com via Newspaper Ad	RH	0	0	0
ElectionDayWorker.com via NY BOE	BX	0	0	0
ElectionDayWorker.com via NY BOE	KG	4	0	0
ElectionDayWorker.com via NY BOE	NY	9	8	89
ElectionDayWorker.com via NY BOE	QN	0	0	0
ElectionDayWorker.com via NY BOE	RH	0	0	0
ElectionDayWorker.com via NYC.gov	BX	0	0	0
ElectionDayWorker.com via NYC.gov	KG	1	1	100
ElectionDayWorker.com via NYC.gov	NY	1	0	0
ElectionDayWorker.com via NYC.gov	QN	1	0	0
ElectionDayWorker.com via NYC.gov	RH	0	0	0
ElectionDayWorker.com via Other	BX	2	0	0
ElectionDayWorker.com via Other	KG	24	20	83
ElectionDayWorker.com via Other	NY	13	4	31
ElectionDayWorker.com via Other	QN	7	7	100
ElectionDayWorker.com via Other	RH	0	0	0
ElectionDayWorker.com via Phone Bank	BX	0	0	0
ElectionDayWorker.com via Phone Bank	KG	1	1	100
ElectionDayWorker.com via Phone Bank	NY	0	0	0
ElectionDayWorker.com via Phone Bank	QN	1	1	100
ElectionDayWorker.com via Phone Bank	RH	0	0	0
ElectionDayWorker.com via Registration	BX	0	0	0
ElectionDayWorker.com via Registration	KG	6	5	83
ElectionDayWorker.com via Registration	NY	0	0	0
ElectionDayWorker.com via Registration	QN	0	0	0
ElectionDayWorker.com via Registration	RH	0	0	0
ElectionDayWorker.com via RH BOE	BX	0	0	0
ElectionDayWorker.com via RH BOE	KG	0	0	0
ElectionDayWorker.com via RH BOE	NY	0	0	0
ElectionDayWorker.com via RH BOE	QN	0	0	0
ElectionDayWorker.com via RH BOE	RH	6	5	83
ElectionDayWorker.com via RH18	BX	0	0	0
ElectionDayWorker.com via RH18	KG	0	0	0
ElectionDayWorker.com via RH18	NY	0	0	0
ElectionDayWorker.com via RH18	QN	0	0	0
ElectionDayWorker.com via RH18	RH	4	3	75
ElectionDayWorker.com via Section 203	BX	0	0	0
ElectionDayWorker.com via Section 203	KG	2	0	0
ElectionDayWorker.com via Section 203	NY	0	0	0
ElectionDayWorker.com via Section 203	QN	0	0	0
ElectionDayWorker.com via Section 203	RH	0	0	0
ElectionDayWorker.com via State Board of Elections	BX	1	0	0
ElectionDayWorker.com via State Board of Elections	KG	1	0	0
ElectionDayWorker.com via State Board of Elections	NY	0	0	0
ElectionDayWorker.com via State Board of Elections	QN	1	1	100
ElectionDayWorker.com via State Board of Elections	RH	0	0	0
ElectionDayWorker.com via Voter Information Notice	BX	11	4	36
ElectionDayWorker.com via Voter Information Notice	KG	11	6	55
ElectionDayWorker.com via Voter Information Notice	NY	8	5	63
ElectionDayWorker.com via Voter Information Notice	QN	16	8	50
ElectionDayWorker.com via Voter Information Notice	RH	0	0	0
ElectionDayWorker.com via Web Site	BX	467	163	63
ElectionDayWorker.com via Web Site	KG	280	119	43
ElectionDayWorker.com via Web Site	NY	156	80	51
ElectionDayWorker.com via Web Site	QN	262	102	39

Election Day Operations Cont'd

2020 POLL WORKER APPLICATIONS RECEIVED (CONTINUED)

Poll Worker Application Source	County	Apps	Tested	%
ElectionDayWorker.com via Web Site	RH	37	27	73
ElectionDayWorker.com via whosontheballot.org	BX	0	0	0
ElectionDayWorker.com via whosontheballot.org	KG	0	0	0
ElectionDayWorker.com via whosontheballot.org	NY	0	0	0
ElectionDayWorker.com via whosontheballot.org	QN	1	0	0
ElectionDayWorker.com via whosontheballot.org	RH	0	0	0
High School 2019	BX	0	0	0
High School 2019	KG	2	1	50
High School 2019	NY	1	0	0
High School 2019	QN	0	0	0
High School 2019	RH	0	0	0
High School 2020	BX	29	16	55
High School 2020	KG	53	27	51
High School 2020	NY	29	19	66
High School 2020	QN	64	50	78
High School 2020	RH	7	6	86
High School Student	BX	0	0	0
High School Student	KG	4	3	75
High School Student	NY	3	2	66
High School Student	QN	19	12	63
High School Student	RH	0	0	0
HPWA	BX	0	0	0
HPWA	KG	1	1	100
HPWA	NY	0	0	0
HPWA	QN	0	0	0
HPWA	RH	0	0	0
KG BOE	BX	1	1	100
KG BOE	KG	11	7	64
KG BOE	NY	0	0	0
KG BOE	QN	0	0	0
KG BOE	RH	0	0	0
NY BOE	BX	0	0	0
NY BOE	KG	8	1	13
NY BOE	NY	50	35	70
NY BOE	QN	0	0	0
NY BOE	RH	0	0	0
Other	BX	39	18	46
Other	KG	73	14	19
Other	NY	21	2	10
Other	QN	53	34	64
Other	RH	0	0	0
Phone Bank	BX	2	0	0
Phone Bank	KG	2	0	0
Phone Bank	NY	1	1	100
Phone Bank	QN	4	1	25
Phone Bank	RH	0	0	0
QN BOE	BX	0	0	0
QN BOE	KG	0	0	0
QN BOE	NY	0	0	0
QN BOE	QN	3	1	33
QN BOE	RH	0	0	0
Registration	BX	0	0	0
Registration	KG	17	9	53
Registration	NY	7	1	14
Registration	QN	1	0	0
Registration	RH	0	0	0

Poll Worker Application Source	County	Apps	Tested	%
RH BOE	BX	0	0	0
RH BOE	KG	0	0	0
RH BOE	NY	0	0	0
RH BOE	QN	0	0	0
RH BOE	RH	40	22	55
RH18	BX	0	0	0
RH18	KG	0	0	0
RH18	NY	0	0	0
RH18	QN	0	0	0
RH18	RH	20	14	70
Section 203	BX	0	0	0
Section 203	KG	2	0	0
Section 203	NY	0	0	0
Section 203	QN	0	0	0
Section 203	RH	0	0	0

Voting Equipment Operations Unit/Poll Site Management



CARLOS RODRIGUEZ
Chief Voting Machine Technician

VOTING MACHINE FACILITIES:

The Voting Equipment Operation Unit (VEOU) maintains responsibility and coordinates for the management, security, testing, maintenance and custody of voting equipment at each borough in the City of New York. The Voting Machine Facilities (VMF) staff in all boroughs apply themselves to enhance the efficiency and preparation of Scanners, ED Carts, Privacy Booths, E-poll Books, Ballot on Demand Stations and BMDs equipment during each Election. The average time to test and prepare the Scanners and BMDs for each Election event averages between 30 to 45 minutes per device.

Voting Equipment Operations Unit/Poll Site Management Cont'd

Each VMF prepared and deployed all the equipment required for the June 23rd, 2020 Primary Election, November 3rd General Election & Special Election 12th Council District and Early Voting as follows:

Election	DS 200 Scanners	Ballot Marking Device	ED Transportation Carts	Privacy Booths	E-Poll Books/BOD
June 23rd, 2020, Primary Election - Citywide	2,782	1,395	5,735	6,749	7,469
November 3rd, 2020, General Election	4,434	1,449	5,808	19,210	8,300
December 22nd, 2020, Special Election 12th Council District – Bronx only	117	38	82	361	165

During 2020, the VMF staff with the assistance of ES&S addressed equipment problems during Elections Days within an average of 15 to 60 minutes. The Board of Elections received calls and replaced on Election Days the following Scanners and Ballot Marking Devices:

Election	DS 200 Scanners			Ballot Marking Devices		
	Calls	Replaced		Calls	Replaced	
		Number	Percentage		Number	Percentage
June 23rd, 2020, Primary Election - Citywide	628	20	0.8%	217	13	1.05%
November 3rd, 2020, General Election	708	28	0.68%	295	29	2.27%
December 22nd, 2020, Special Election 12th Council District – Bronx only	3	0	0%	0	0	0%

Note: Every poll site received at least one Ballot Marking Device (AutoMARK) and two DS200 scanners.

In addition, the Board of Elections received and documented the following Election Day Calls:

Election	Poll site	Poll Workers	Supplies	Procedure Question	ED Supply Carts	E-Poll Book
June 23rd, 2020, Primary Election - Citywide	279	577	973	26	23	108
November 3rd, 2020, General Election	355	669	2,851	46	40	133
December 22nd, 2020, Special Election 12th Council District – Bronx only	4	11	7	0	0	0

Voting Equipment Operations Unit / Poll Site Management Cont'd

Poll sites that began processing voters after 6:00 am on Election Day:

Election	Pollsite	Open on Time		Open Late	
		Number	Percentage	Number	Percentage
June 23rd, 2020, Primary Election - Citywide	1,166	1,156	99.15%	10	0.85%
November 3rd, 2020, General Election	1,198	1,153	96.25%	45	3.75%
December 22nd, 2020, Special Election 12th Council District – Bronx only	25	24	96.00%	1	4.0%

The General Office VEOU throughout the year continued to provide all the reports, supplies and technical support required by the Voting Machine Facilities staff in all five boroughs.

POLL SITES

Among the 2020, VEOU-Poll Site Division accomplishments are:

- In conjunction with the ADA unit, coordinated efforts to make polling sites, paths of travel, entrances, exits, and voting areas accessible for individuals with disabilities.
- Ensured that each polling site contained sufficient square footage, visible accessible entrances, were technology friendly and reliable. Developed schematics for accessing polling sites and floor plans that detailed the placement of the Election equipment in accordance with ADA requirements.
- Coordinated and collaborated in the successful Early Voting implementation at all designated poll sites. VEOU-Poll Site division also ensured the proper deployment of equipment at the 88 early voting poll sites. Generators were acquired and installed at 56 early voting sites to accommodate electrical demands due to the continued use of ballot on demand station, E-poll Books and cradle points.
- Electrical outlets were updated or replaced at various NYCHA poll sites throughout the city.
- Participated in the development of poll sites' COVID-19 protocols implemented throughout the city.
- Poll workers were provided with appropriate Personal Protective Equipment and upon closing of the polls (where applicable) poll sites were sanitized by an approved vendor.

Ramp Unit



SUSAN M. CAICEDO
Voting Equipment Operation (VEOU)

The ramp unit is responsible to ensure that all polling sites have the necessary equipment to comply with ADA regulations in order to make them fully accessible to voters with disabilities. Working closely with the Board of Elections (BOE) survey departments in each of the five boroughs and in conjunction with the ADA Coordinators, we construct each site that requires equipment as recommended by Evan Terry and Associates (ETA) to make the sites accessible.

We currently have seventeen vendors who store, transport, and install the ADA equipment for more than six hundred and thirty sites that are broken down into geographic zones within each borough. Equipment can range from mats and simple ramp setups to much more complicated ramp systems requiring multiple ramp runs, landings, and possible Vertical Platform Lifts (VPL). These vendors are responsible to begin setup of equipment the day before an Election and complete the installations by 6am on Election Day. We will also make arrangements with some sites to install the weekend preceding the Election when the install is complicated and requires many hours to install. They are also required to attend training class prior to each Election on the proper installation of the ramp equipment and understanding of ADA compliancy. The vendors are also trained and certified to operate the VPL, which requires two operators at all times, one at the top and one at the bottom of the lift.

With the addition of Early Voting, the vendors are also responsible to install any equipment that is necessary to make these sites compliant. They will also monitor this equipment a minimum of twice daily for the full nine days of early voting to ensure that the equipment remains secure and compliant.

The ramp unit will also meet periodically with the two ramp equipment vendors, National Ramp and EZ Access, to discuss and develop new equipment options to meet the needs of the polling site where standard equipment may not always work.

We are always continuing to improve the installation process to ensure that voters with disabilities have a safe and compliant access to their polling location.

Facilities Operations



NICHOLAS SQUICCIARINI
Facilities Manager

Continued expansion of Early Voting, the overwhelming amount of Mail in Ballots during this past Presidential year and standard Election Day activities created the need for Sorting Machines for each borough to increase our productivity of counting ballots with impeccable accuracy for our Election process. Our team was responsible for working with each of our five Boroughs in accessing a required area of space to lay down a foot print for each unit and also supplying and installing the separate 220 volt dedicated electrical lines needed to operate these new Sorting Machines.

Keeping our people safe: With this past year's outbreak of the Covid-19 virus especially in New York City, our Facilities Department has accepted all the challenges of protecting our fellow employees and visitors to our offices in the following ways: 1- Each Borough Office and all Voting Machine Facilities we had plexiglass protection installed all throughout every office, conference room and open work stations and areas. 2- We have implemented, on a regular basis, a sanitizing, disinfecting, fog spraying cleaning whenever we may have suspicions of possible Covid 19 concerns. 3- We have our office and building cleaning crews on extra late hours each night cleaning, scrubbing and disinfecting all personal contact areas in our buildings as we are preparing for the next day of work.

As we turn the page to 2021, as essential NYC workers, we look towards continuing the heavy sterilization processes of keeping our people safe, healthy and protected at the Board of Elections.



SHERWIN SUSS
Agency Chief Contracting Officer

The role of the Procurement Department is to oversee and process all Board of Elections contracts for goods and services to ensure compliance with the New York City Procurement Policy Board Rules (PPB Rules).

The PPB Rules were developed to ensure that all city agencies' procurement practices are uniform in application, and to provide fair and equitable treatment to all persons doing business with the city.

SAFE VOTING DURING COVID

The staff in the Procurement Department was particularly busy in 2020, helping the Board of Elections provide a safe voting environment during the pandemic. This included purchasing of PPE and safety equipment for use by poll workers and voters at the poll sites. Safety purchases included stylus pens that allowed each voter to have their own stylus to sign in at the electronic poll book, and use the same pen to fill in their ballot. The Department also purchased glass shields which were placed on tables in the poll sites where voters and poll workers needed to interact, as well as hand sanitizing equipment for every site.

The staff was then tasked with drafting the contract documents to purchase the mail opening and sorting equipment needed to process the much larger volume of mail-in ballots. More mail-in ballots were received by the Board due to the Governor's Executive Order and later signed Legislation, which allowed fear of COVID as an excuse to request an absentee ballot.

The Procurement Department continues to support the rest of the Board in conducting elections by supplying the materials and equipment they need.

W/MBE PARTICIPATION

The Procurement Department continues to actively solicit W/MBE (women- and minority-owned businesses) to participate in the bidding process to provide goods and services for the Board of Elections.

Electronic Voting Systems Department



JOHN NAUDUS
Director, Electronic Voting Systems

"The mission of the Electronic Voting Systems Department (EVS) is to administer and support the Board's computerized voting systems during pre- and postelection activities conducted in each of the five counties in the City of New York."

The Board's computerized voting systems administered and supported by the EVS Department include the Central Scanning and Tabulation System for Absentee, Military, Federal, Presidential and Affidavit ballots; the Election Management System for ballot marking devices (BMD); the Poll Site Voting System (PVS) used at the poll sites on Election Day; and the automated audit system used during the recanvass of elections. EVS prepares these systems by populating them with the data needed for each election. EVS also works with the system providers to ensure all systems meet the unique requirements of the New York City Election process.

EVS provides assistance and support during pre- and postelection activities in each county. These activities include:

- Testing the Poll Site Voting System; and the Central Scanning and Tabulation System for Absentee, Military, Federal, Presidential and Affidavit ballots
- Writing the portable memory devices (PMD) with the specific data parameters required for each election
- Reading the PMDs that contain the results from each of the Poll Site Voting System scanners
- Recanvassing election results
- Canvassing ballots for write-in votes
- Auditing the Poll Site Voting System results
- Auditing the Central Scanning and Tabulation System for paper ballots
- Canvassing Absentee, Military, Federal, Presidential and Affidavit ballots

The Board was scheduled to conduct four elections in the year 2020: a March Special Election in Queens county; an April Citywide Presidential Primary with a Special Election in Kings and Queens held on the same date; a June Primary Election, and November General Election. In addition, a December Special Election for Bronx county was declared by Mayor de Blasio in October.

Due to COVID-19, the March Special Election was postponed during the first weekend of Early Voting. That election was ultimately cancelled. The April Presidential Primary was postponed, cancelled, and later reinstated to occur on the same date as the June Primary. Absentee ballots for the April election were mailed to voters prior to the date change. The Primary Election was canvassed in the midst of a global pandemic with relaxed Absentee ballot requirements, causing the number of Absentee voters to

equal the number of Election Day voters in certain counties. Instead of an average 4% Absentee ballot turnout per election, each borough had an increased Absentee ballot turnout ranging between 18% and 50%. During the June Primary, most of the contests were too close to call with just the unofficial election night results. This prompted a surge in candidate watchers for the Opening of Absentee and Affidavit ballots – all while needing to maintain social distancing. The increased volume of Absentee ballots extended the canvass timeline by weeks for certifying the June election and obtaining the official results. In addition, there were close contests that resulted in a manual canvass in the counties of Queens, Kings, and the Bronx. During the General Election, the Board needed to extend its Early Voting hours and open an additional site to meet voting demands. The Early Voting turnout nearly matched the Election Day turnout during the General Election.

The Poll Site Voting System (PVS), the ballot marking devices (BMD), and the Central Scanning and Tabulation System for Absentee, Military, and Affidavit ballots were used in all 2020 elections. EVS introduced automated audit procedures in March. The initial plan was to have a soft launch with a Special Election. Due to the pandemic, its first use was with the General Election, and used again with the December Special Election. Implementation of the automated audit has helped significantly by eliminating the requirement of having staff count thousands of ballots and contests manually.

UNOFFICIAL ELECTION NIGHT RESULTS REPORTING

On Election Night, poll site coordinators used tablets to transmit the unofficial election results from all active poll sites. The unofficial results on the portable memory devices (PMDs) were read into tablets. The tablets transmitted those unofficial election results to the secure file transfer protocol (SFTP) servers at the General Office.

Election Reporting Manager (ERM) servers at the General Office read the unofficial results from the SFTP servers. In periodic intervals during election night, the unofficial results were electronically transferred to the Board's website, the State Board of Elections, the Board's S-Elect system, and to the media. In addition, the PMDs were transferred to the police precincts. Bipartisan teams of Board personnel read the PMDs into Election Night Results (ENR) tablets. The second reading of the PMDs ensures that we read any PMDs that were not read at the poll site and we send those unofficial election results to the General Office.

DIFFERENCE AND MARGIN OF ERROR BETWEEN THE UNOFFICIAL ELECTION NIGHT RESULTS (ENR) AND THE RECANVASSED RESULTS

General Election

Average difference between the ENR and Recanvassed results: 3.26%

Primary Election

Average difference between the ENR and Recanvassed results: 4.85%

December Special Election

Average difference between the ENR and Recanvassed results: 0%

For a breakdown of the use of the ENR Tablets for obtaining unofficial election night results, please see **Figures 1 and 2**.

*(0% represents a perfect match between the ENR and Recanvassed results.)

EARLY VOTING IN NEW YORK CITY

Every election in 2020 included Early Voting. EVS developed Early Voting ENR based on existing best practices. Modifications were made to address unique criteria pertaining to Early Voting:

- Polls Close two nights before Election Day
- Results are not reported until Election Night
- Having Board staff capture the PMD reading to obtain 100% upload of Early Voting PMDs

The global pandemic helped convince voters that Early Voting is a viable option in lieu of voting on Election Day, which tends to have a greater turnout. Each election has been an opportunity for EVS to identify ways to improve the process and determine the best way to incorporate it with Election Day.

UNOFFICIAL ELECTION NIGHT RESULTS WEBSITE

The Board published unofficial Election Night Results (ENR) on its website for all elections in 2020. EVS developed the ENR website to work in tandem with the ENR reporting process. The Board electronically updated this website at periodic intervals, making the latest unofficial election night results available for public viewing.

Electronic Voting Systems Department Cont'd

The ENR website was viewed on each election night after the closing of the polls (from 9 pm to 9 am the next morning) as follows:

Election	Number of views
Primary	1,604,700
General Election	544,944
December Special	29,723

See **Figure 3** for an illustration of the number of views the ENR website received on election night.

ARCHIVAL OF PORTABLE MEMORY DEVICE (PMD) DATA

With Board approval, EVS made it possible to reuse portable memory devices (PMD) prior to the two year maturity date required by *Election law §3-222. Preservation of Ballots and Records of Voting Machines*. To achieve this goal, EVS developed and implemented a strategy to retrieve data from PMDs used in an election or testing and stored the data on a dedicated server. The server maintains the data retrieved from the PMDs for the mandated two year timeframe, and the PMDs are prepared for use in the next election. To accomplish this task, EVS developed the software used to extract the data from the PMDs. EVS also developed detailed procedures and tracking materials to use in conjunction with this software. Those procedures are being revised to meet evolving needs since its implementation in 2012, and to provide more efficiency within those tasks.

Teams of bipartisan personnel completed this work in each of the five counties using the software, procedures and tracking materials provided by EVS. EVS provided onsite guidance and support throughout the entire archival process.

EVS PROCEDURES

EVS is responsible for several departmental procedures that impact the canvassing of elections. This year, EVS implemented Automated Audit procedures and created a General Election Canvass Supplement that included information about Cure Affirmations for Absentee ballots. EVS updated the Canvass Procedures, which is administered at all Board office locations. The updates included Early Voting and Automated Audit processes, along with updates to the Manual Canvass and Security Requirements; it was published in February 2020. During the General Election canvass, EVS collaborated with the Board's Communications staff to create a voiceover script. The script was used for a social media video educating the public about the canvass process.

BALLOTS

For all of the 2020 Elections combined, more than 3,945,000 ballots were cast in the City of New York. About 1,058,000 were Absentee, Military, and Affidavit ballots that were either processed by the Central Scanning and Tabulation System or manually tabulated. In addition, more than 2,887,000 paper ballots were cast at poll sites, scanned and tabulated by the Poll Site Voting System (PVS). See **Figure 4** for an illustration of the ballots cast in 2020.

EVS continues to explore and develop innovative ways to improve the Board's computerized voting systems and enhance the voting experience for the City of New York. Please see **Figure 5** for a historic perspective of the mechanical and electronic voting systems used since the founding of the Board of Elections in the City of New York.

Election Night Results Portable Memory Device (PMD) Count			
	Total PMDs Used	PMD Data Received	Percentage Received
Primary	2,789	2,674	95.88%
General	4,462	4,304	96.46%
Special	103	103	100.00%

Figure 1

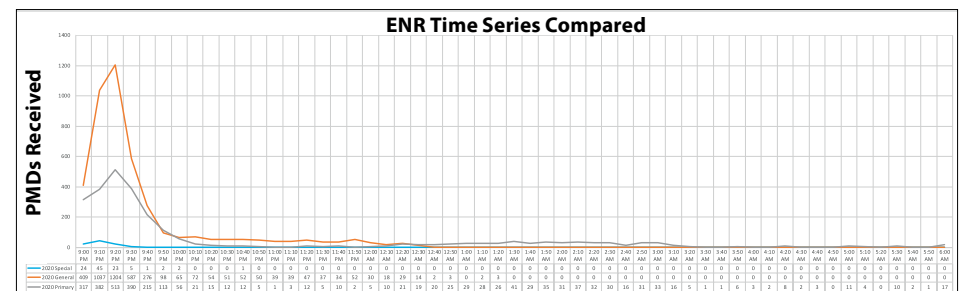


Figure 2

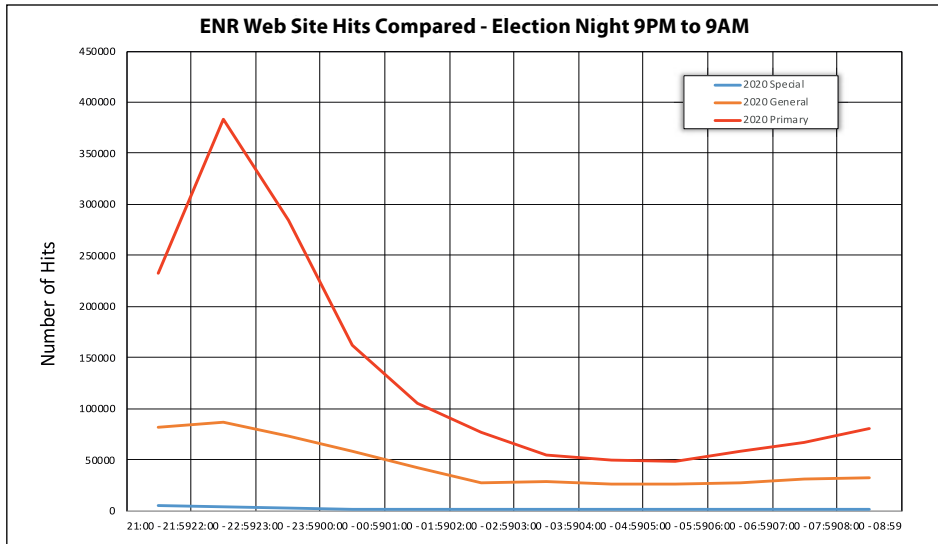


Figure 3

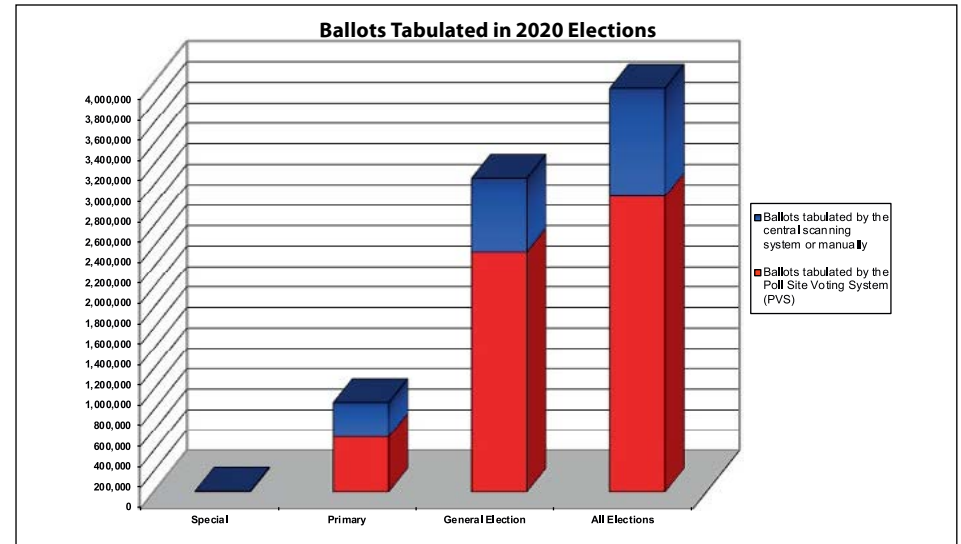


Figure 4

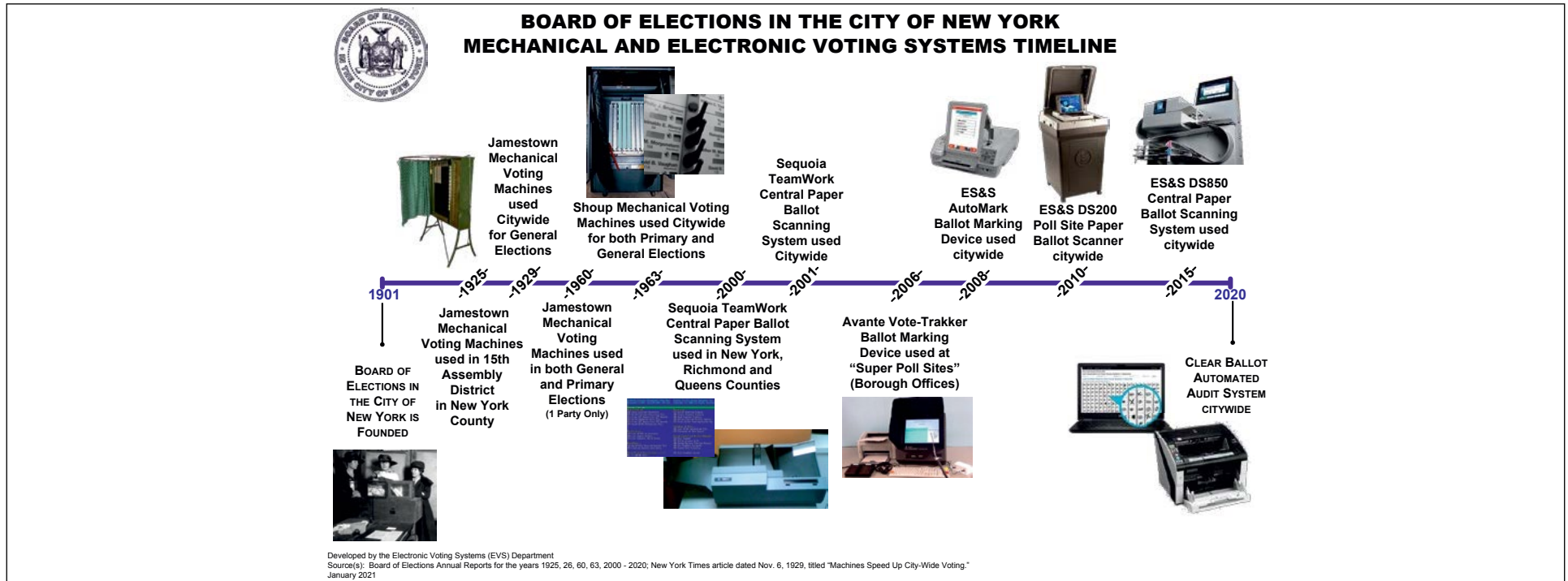


Figure 5

Personnel and Records Management



STEVEN GUGLIELMI
Director of Personnel

The Personnel Department is responsible for the well being of all employees at the Board of Elections. As a new employee is processed, in addition to completing the appropriate paperwork, both the Policies and Procedures Handbook and Conflict of Interest Board (COIB) Manual are provided and an Identification Card is issued.

Health Insurance, Management Benefits Fund, Deferred Compensation and Pension Benefits are the responsibilities of the Personnel Department as well as the processing of all Workers' Compensation claims. All benefits are updated as needed throughout the tenure of the BOE employee. Verification of Employment and Unemployment Benefits applications are also processed through this Department.

For those employees in need of counseling, referrals are made through this office to the Employee Assistance Program (EAP). To encourage employees in need of the varied services offered by the EAP and make them comfortable about seeking help, a high level of confidentiality must be maintained.

Fact-finding inquiries are held when there is a complaint of harassment. What action, if any, is determined by a bipartisan panel, consisting of the Director of Personnel and a member of the Legal Department and/or other staff member.

Matters of discipline fall under the jurisdiction of the Personnel Department. Alleged Violations of the Policies and Procedures Manual are investigated and hearings held as necessary.

Disciplinary hearings are conducted and actions are taken under the direction of the Commissioners of Elections. If a hearing determines that a violation has occurred, the employee may be reprimanded or disciplined. The disciplinary actions may include probation, suspension or termination.

Records Management/Retention Department



BONNIE BIBULA
Records Management Officer

The role of the Records Management/Retention department is to oversee the maintenance of records in accordance with the legal criteria determined by both the State Archives and Records Administration and the State Board of Elections;

Works with the Legal department to provide access to information, such as FOIL requests;

Monitors the retention process while documents are in storage;

Oversees disposal of expired records;

Ensures permanent retention and preservation of records of enduring value.

The Records Management/Retention department collaborates with the Board's assigned bi-partisan Retention Monitors in the Boroughs and General Office who have all been trained to use our Records Management System. The RMS allows for easy tracking and transfer of records and is periodically updated to meet our departmental needs.



GERALD SULLIVAN
Finance Officer

The Board of Elections Finance Department's main responsibilities are creating and managing the agency's budget. Finance works with Executive Management to present the financial needs to the City Council. Prior to the Fiscal Year (July 1st) the New York City Board of Elections requests funding from the city of New York to manage the day-to-day expenses of the Board as well as the cost of any scheduled election events.

After the budget is adopted by the City Council the typical work of the Finance Department is tracking invoices; vendor information account maintenance as well as processing and paying bills. A great deal of the Finance Office activity is standard and does not change from month to month. There are various special and on-going projects that the department works on; some of these are listed here:

- A)** Producing Daily and Monthly Financial Reports
- B)** Poll Sites – update database/process payments
- C)** Car Service assignments: After-hours coordination of workers for rides home
- D)** Postage: refund/review of potential deficient balance
- E)** Electronic Fund Transfer enrollments – ensuring vendor enrollment
- F)** Election Day support provided by department personnel.

The Finance Office is divided into two sections:

1) PERSONAL SERVICES (PS)

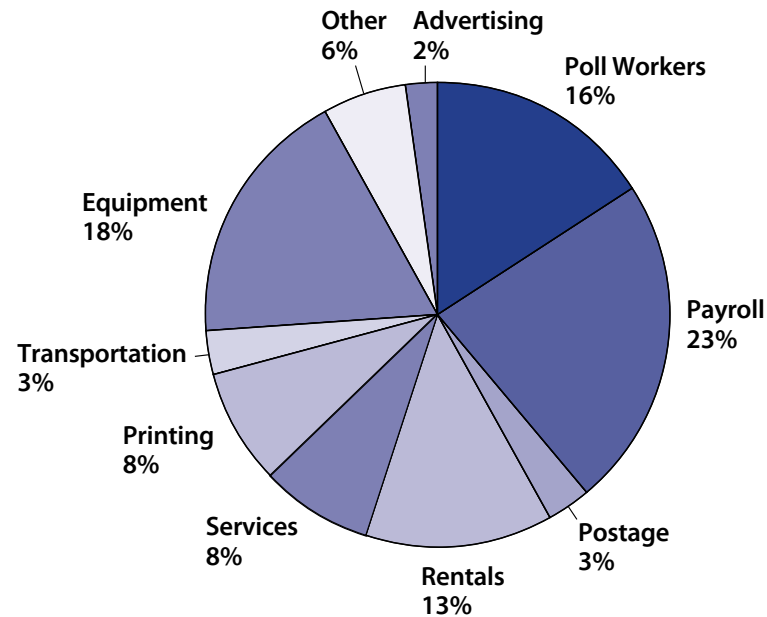
Personal services are the payroll section. Payroll data is accumulated from the five borough offices, Voting machine facilities and the General office and is processed. There is a constant liaison between the various responsibility centers. There is also a natural overlap between the work of the PS section and the board's Personnel Department.

2) OTHER THAN PERSONAL SERVICES (OTPS)

The O.T.P.S. section is the accounts payable section. Approved bills are accumulated from the various managers and paid. Finance works closely with the Agency Purchasing Department. The Finance Department prepares reports and handles special projects as required. Finance plays a key role in all aspects of the Agency's budgeting process. In addition the Finance Office drafts letters and testimony for Management for those subjects that fall within our sphere of responsibility. The Finance Officer accompanies and assists management when testimony relative to fiscal matters is given.

BOARD OF ELECTIONS BUDGET BREAKDOWN FY20

Fiscal Year 2020	
Poll Workers	16%
Payroll	23%
Postage	3%
Rentals	13%
Services	8%
Printing	8%
Transportation	3%
Equipment	18%
Other	6%
Advertising	2%



ELECTIONS-RELATED COSTS FOR CALENDAR YEAR 2020

	Presidential Primary - 6/23/20	Primary (Fed, State & Local) - 6/23/20	General Election - 11/3/20
Advertising	90,950	1,971,290	1,162,878
Ballot Printing	850,664	1,606,610	758,859
Election Event Printing	1,200,127	1,857,049	2,888,084
Technical Support	1,424	913,762	1,070,982
Voting Equipment Trucking	286,203	819,904	1,651,599
Election Day Staff Transportation	96,399	455,100	601,887
Rentals of Poll Site Furniture	3,417	84,145	22,321
Postage - Notice to Voters	1,765,042	6,161,365	1,936,384
Miscellaneous Election Event Equipment	113,297	701,330	1,896,496
Poll Site Rental	126,129	853,475	1,073,429
Poll Workers	1,197,658	13,401,955	18,932,086
Total	5,731,308	28,825,985	31,995,006

2020 OPERATING EXPENSES

Personal Services	
Staff	36,305,327
Poll Workers	33,324,340
Temps	6,593,459
Overtime	11,502,818
Misc.	9,924
TOTAL PS	87,735,869

Other than Personal Services	
Postage (117)	7,663,205
Equipment general (300)	34,318,490
DoITT (40B)	5,779,957
Rental of equip (412)	785,485
Advertising (417)	4,083,648
Building leases (41D)	29,151,876
Poll site building rentals (414)	979,603
Contractual svcs (600)	10,735,416
Maintenance (608)	1,035
Printing (615)	16,065,682
Transportation (633)	8,813,021
Professional svcs (686)	7,559,397
Misc.	8,420,597
TOTAL OTPS	134,357,412

Agency Total: 222,093,281

Office of the General Counsel



STEVEN H. RICHMAN
General Counsel



RAPHAEL SAVINO
Deputy General Counsel/Director
of Campaign Finance Enforcement

The Office of the General Counsel (“Office”) provides legal advice and guidance to the Commissioners of Elections and to the staff of the Board of Elections in the City of New York (“Board”) on a wide range of matters relating to ballot access, the conduct of elections, and agency administration.

ADMINISTRATION

The Office recommends to the Commissioners revisions of formal Board policies and procedures to ensure compliance with applicable statutes and regulations. The Office provides legal advice and guidance to Board staff as requested. The Office acts as a liaison with the New York City Conflicts of Interest Board with respect to the administration of applicable conflicts of interest provisions found in Chapter 68 of the New York City Charter.

LEGISLATIVE ACTIVITIES

The Office regularly monitors all legislative and judicial actions that impact election administration and advises the Commissioners on all legal developments, including statutory compliance with City, State, and Federal mandates related to the Voting Rights Act, the Military and Overseas Voters Empowerment (MOVE) Act, the Help America Vote Act (HAVA), the New York State Election Law, the New York City Charter, and related judicial directives. In addition, the Office drafts for consideration by the Commissioners the Board’s annual recommendations for revisions in the State Election Law for presentation to, and consideration by, the State Legislature and the Governor.

COMPLIANCE ACTIVITIES

The Office advises the Commissioners on all elements of the Board’s legal compliance with all applicable statutory and regulatory requirements. Any proposed change in election administration affecting voters is reviewed by the Office before being presented to the Commissioners for approval. The Office acts as the Board’s liaison with other governmental regulatory and investigatory agencies, including the U.S. Department of Justice, the local United States Attorneys’ offices, the New York State Attorney General’s Office, the District Attorneys of the five counties within the City of New York, the New York City Department of Investigations, and the Inspectors General for various City agencies.

BALLOT ACCESS

The Office drafts for consideration and adoption by the Commissioners all election calendars and the proposed Rules for Designating and Independent Nominating Petitions for each election cycle. The Office also oversees all aspects of the process for candidate filing and Board review of designating and nominating petitions, cover sheets and/or certificates. The Office maintains a good working relationship with the New York State Office of Court Administration with respect to the Judiciary's activities in connection with the electoral process. In addition, the Office provides guidance and support for the conduct of the canvass of votes mandated by Article 9 of the Election Law and the Board's Policies and Procedures.

LITIGATION

The Office acts as the Board's principal point of contact with the New York City Law Department, which usually represents the Board in all litigation matters involving the Board of Elections, its operations, and personnel. Throughout 2020, the staff of the Office of the General Counsel assisted the assigned Assistant Corporation Counsels in litigating matters relating to ballot access, poll site designations, poll site accessibility, voter registration systems, employee discipline as well as various tort claims against the Board. In addition, the Office represents the Board before various administrative tribunals.

PERSONNEL MATTERS

Section 3-300 of the New York State Election Law empowers the Commissioners to appoint and remove at their pleasure all employees of the Board. In accordance with the collective bargaining agreement entered into by the Commissioners and Local 1183 of the Communications Workers of America, AFL-CIO, the Office conducts all administrative hearings required under that agreement for Board employees. It is also responsible for resolving employee disciplinary matters prior to a formal hearing, through negotiation, pursuant to the direction of the Commissioners of Elections and the agreement of Local 1183.

FREEDOM OF INFORMATION

The Office receives, processes, and compiles the agency records sought by the public under the New York State Freedom of Information Law. In collaboration with the appropriate Board staff, the Office coordinates the photocopying of records, gathering of electronic documents for transmittal, and scheduling of physical inspections of original documents by those individuals and entities seeking such public records. In addition, prior to its release, the Office reviews and redacts any information contained in the public records which by law are exempt from disclosure. It also processes any appeals for submission to the Commissioners of Elections.

Management Information Systems Department (MIS)



STEVEN FERGUSON
Director, Management
Information Systems

OVERVIEW

The unique challenges of 2020 for the BOE have already been well documented in the overall report. The main function of the MIS department was to respond to all the staff and management requirements. This required not only our usual support but additional development and operations to respond to staff and management needs. As usual, these implementations required a maximum effort on the part of the MIS Department for its development, operations, cybersecurity, and support programs. To meet these challenges with our continued limited resources and onsite staff required a maximum effort to fulfill our mission, including operational and application support for all staff, borough offices, and VMFs. As usual, we rely on the dedication and efforts of key staff members and our consulting/development group (IMI, SageSmith, and N-Tier).

The following is a summary of our information systems and operational support programs for 2020. These programs included planning, requirements determination, design, development, testing, training, and implementation within the integrated framework of our **Election Information Systems (EIS)**. It also required the application of resources to address voter registration issues with the NY State system (NYSVoter) and resources to interface with security assessment support to address local and national concerns involving the protection, security, and integrity of our election information systems and databases.

MIS DEPARTMENT RESPONSIBILITIES INCLUDE:

1. Development and maintenance of the BOE's **Election Information Systems (EIS)**
2. Operation and management of our two primary data centers (Executive Office (EO) & Disaster Recovery Site (DR) in Queens)
3. Oversight of Mobile and Cloud Operations
4. User support
5. Email and Support Systems
6. Data, Network, and Cyber Security monitoring
7. Data networks, phone systems
8. Internal BOE Printing Operations
9. Development and support of other staff applications
10. Support of all Borough workstation, server, and Network Operations
11. Interfacing with other organizations and agencies

SECURITY ASSESSMENT PROGRAM

Security assessments of our networks, operations, and systems were conducted throughout the election cycle and early voting periods to address continuing concerns regarding the compromising of voter registration and election systems; the BOE is continuing its Security Assessment and Monitoring Program which we started in 2016 for all network, database, and information systems.

The BOE has continued to engage FireEye-Mandiant, through a city contract, to assess and monitor our programs. Representatives of FireEye and NYC Cyber Security Office were on site for all election events.

MIS INFORMATION SYSTEMS DEVELOPMENT PROGRAMS 2020

The MIS Development Team (IMI, SageSmith, N-Tier, and MIS Operations) maintains and enhances the EIS system supporting major BOE operations through modifications, enhancements, and new development efforts.

EIS (S-ELECT/S-ELECT 7) CORE AND MOBILE APPLICATIONS

In 2020 there were a significant number of development and enhancement projects which spanned the EIS (S-Elect/S-Elect 7 Core and Mobile Application Group). Efforts in support of Early Voting were given priority and consumed most of our resources from May through November.

Despite the increase in operational and support requests during the presidential year, new Election Information System (EIS) development output increased year-over-year.

During the first half of 2020 focus was put on internal system enhancements. Some of the planned work was interrupted by Executive Orders impacting EIS modules during the filing season. In the second half of the year a big emphasis was put on voter-facing and worker-facing development as well as Executive reporting.

Just prior to the General Election, all EIS databases were migrated on to new hardware platforms. This effort brought noticeable throughput gains to processing especially during Election Night, worker assignment and payroll processing phases. During the migration, the Development Team worked with MIS to set specific data access security for each application.

One major voter-facing project was the development and rollout of findmypollsite.vote.nyc. The Poll Site Locator 2.0 website was simplified, streamlined, and branded with the same look and feel as the Board's own website. Connecting with the vote.nyc domain

also leveraged all the edge protection tools configured, managed, and actively monitored by MIS and City Cyber.

EIS (AVID- VOTER REGISTRATION) CORE AND MOBILE APPLICATIONS

AVID 6.5 - n-Tier 2020 Accomplishments

Because of the COVID-19 pandemic, New York City witnessed a huge shift away from in person voting and toward absentee in 2020. Further, new executive orders from the New York Governor, mandated new guidelines which significantly modified the procedures surrounding the absentee application process. For these reasons, n-Tier assisted the New York City Board of Elections in support of this shift by designing, developing and deploying several new software modules. These included:

Absentee Software Module	Description
NYCAbsentee.com	Public web portal to accept absentee application requests for specific predefined elections.
On Premise Transaction Processor	Program to take transactions from web portal and store them on premise in staging server.
Break Glass	Program to automatically apply absentee application requests to voter records without human intervention.
On premise Absentee Tracking	Series of programs to track activities made during absentee application processing.
Absentee Tracking Portal	Public web pages to display steps taken by BOE, print vendor and USPS to process absentee request.
AVID where's my ballot function	Internal AVID function to provide current status of voter's absentee application.
Intranet version of Portal	Intranet version of NYCAbsentee.com used internally to process phone and email requests.
Absentee Email Processor	Program to read emails sent to BOE from voters requesting to vote absentee and then create appropriate AVID absentee request work items.
Absentee Ballot Cure Processor	Program to provide notification (email & phone) attempts and tracking of right permitting voters to correct certain invalid ballot determinations.
Vanguard Mailing Processor	Program to create AVID work items from downloaded Vanguard transcriptions of returned absentee applications.

Management Information Systems Department (MIS) Cont'd

Additionally, n-Tier added several features to the AVID Voter Registration System during 2020. These included:

1. Support for 16-17-year-old pre-registration.
2. Support for new absentee queues from the online absentee portal and absentee mail processors.
3. Support for email address capture in the DMV interface.

Lastly, as 2020 was an active election year, n-Tier also supported the registration, absentee, and affidavit processing needs of the BOE for several election events with unprecedented participation.

MIS OPERATIONS, DATA CENTER & GENERAL SUPPORT

MIS is responsible for all data processing operations. Including operations and maintenance of two major data centers (Executive Office (EODC) and Queens DR(QDR) Sites), nine operating locations with over 500 workstations, printers and scanning devices, servers, and associated network equipment including:

1. Systems Software, Hardware, Network Operations, Security, Backup Operations and Processing Support
2. VM Infrastructure Allocation and Operations
3. Maintenance of all Application Authorizations and Access Security
4. Management and Support of the all Help Desk Operations
5. Maintaining and managing the internal and external Email/Exchange System

The MIS operations staff maintained operations, continued systems, and software updating throughout this difficult year with a dedicated staff onsite. Staff improved the on-premise data centers and networks, as well as making all the application extensions possible. These improvements allowed for more secure and tightly integrated communication with the cloud as well as a high level of on-premise up time for all core EIS applications.

In 2020, MIS Operations were key to testing, installing, and providing operational guidance to all staff and development groups and providing support to the 4 Tablet Programs when requested.

EMAIL AND EXCHANGE PROGRAM

The MIS staff responsible for Email/Exchange and Office 365 mobile phone operations continued to provide support services to all Commissioners, BOE Executives, and staff personnel.

DATA NETWORK & TELEPHONE SYSTEM

MIS Network Group continues to be responsible for the BOE WAN, LANs, and VoIP Telephone Systems at all BOE Executive Office, Borough, and VMF locations. We continue to support the network facilities at our primary data center and our E-poll book data center at the Executive Office, secondary E-poll book facility in Brooklyn, our Queens DR site and nine different LAN facilities servicing all BOE locations.

All BOE locations are interconnected via a primary Wide Area Network (including backup network capabilities) to the two data centers (Primary and DR). The security of our internal networks is maintained through firewalls and other internal security points which are monitored and maintained by MIS Staff. The network group is responsible for maintaining 24x7 secure connectivity from the BOE data centers to some outside entities, such as the New York State Data Center and cloud-based resources.

PRINT SHOP

A significant number of BOE mail pieces and printed documents were produced by the Print Shop in 2020. It published information such as Street Finders, Enrollment Books, Political Calendars, Voter Notices, Poll Worker Letters, Poll Site Accessibility Letters, Poll Site Change Notices, Renewal Notices, Notices to Train, Notices to Work, District Maps, Coordinator Handbooks, Availability Notices, CRU Letters, Transmittal Receipts, and backup Poll Books in support of the 2020 election events.

Our Print Shop continues to provide a facility for the Board to communicate with the voting public and poll workers.



TRACY ROYAL
Director of Payroll

The Payroll Department is responsible for ensuring that all employees at the Board of Elections are paid properly according to their timesheets from City Time.

The following tasks are performed by the Payroll department:

- Managerial Raises
- Non-Managerial Union Raises
- W-4 Changes & Direct Deposit (this is done for all Poll Workers as well)
- Stop Payments
- Transit Benefits
- Employment Verifications
- Process New Hires and Rehires
- Processing of FMLA time, Advance of time, and Worker's Compensation time
- Maintain accurate Temporary & Permanent Employee lists
- Lump Sum Managerial Payouts
- Present Overtime & Vacancy Reports to Commissioners bi-weekly

Our mission in the Payroll Department is to help all employees to the best of our ability.

We practice an open door policy where staff can feel comfortable to come to the Payroll department for any assistance that they may need concerning their pay.

Customer Service



DANIEL LAVELLE
Coordinator of Customer Service

The mission of the Customer Service Department (CS) is to provide information requested by any and all New York City residents.

The CS Department is comprised of three components: (1) Inbound Call Center; (2) Reception Counter; and (3) Online Inquiry. The department accommodates any requests and is operational throughout the year. CS provides language support in English, Spanish, Cantonese, Mandarin, Korean, Bengali, Hindi, and Punjabi. CS handles a diverse range of calls, e-mails, on-line chat requests, and in-person inquiries. These include requests concerning anything from a voter's registration status or poll site location, to information about the Poll Site Voting System. In addition, the Department also supports field staff and poll workers in tracking and resolving incidents that occur at the poll sites during an election.

2020 Totals	
Email	18,502
Phone	47,641
TTY	2,376

New Functions added in the last quarter of 2013 include web chat and email. These applications can be found on the Board's website vote.nyc.ny.us under the contact us page.

PHONE BANK (866) VOTE-NYC (866) 868-3692 TTY (212) 487-5496

Ballot Management Department



THOMAS SATTIE
Ballot Management Supervisor

The Ballot Management Department is responsible for the proofing, ordering, delivery, and maintenance of all ballots used in elections in the City of New York. Additionally, we work in conjunction with the Board's Language Assistance Program's Coordinator and Deputy Coordinators to ensure all ballots are translated properly and in a timely manner into all languages required by Section 203 of the Federal Voting Rights Act.

In 2020, the Board conducted four elections: Presidential and State & Local Primaries on June 23, a General Election on November 3 and a Special Election in the 12th City Council District on December 22. We also produced ballots for a March 24 Special Election for Queens Borough President, which was postponed until November 3 by Mayor de Blasio due to the COVID-19 pandemic.

The pandemic we all continue to suffer from presented significant challenges to Ballot Management, most notably assisting in the management of the enormous increase of Absentee ballots mailed to voters. Key members of staff stayed on-site throughout the pandemic to work with the Board's print vendors to assure all voters were able to vote in all elections during extraordinary circumstances. Additionally, staff took lessons learned from the June 23 Primary Elections to improve Absentee voting for the General Election and beyond and worked quickly and diligently to correct errors that occurred outside of our control.

As always, the Ballot Management Department worked with staff at all levels and equipment vendors to ensure ballot files were assigned properly to all voters using electronic poll books and Early Voting poll sites were stocked with paper.

In closing, the Ballot Management Department hopes to continue its mission of producing clear and easy to understand ballots for all voters in the City of New York to vote on and have their voices heard.

Poll Site Devices Unit



STEPHEN THOMPSON
Manager, Poll Site Devices

A unit within the Board of Elections, Poll Site Devices is responsible for the maintenance, testing, preparation and deployment of tablets to training classes, field staff and poll sites.

For the 2020 Election cycle, two tablets were deployed to every poll site.

FOR 2020, TABLETS PROVIDED THE FOLLOWING FUNCTIONS:

FIELD STAFF (POLL SITE MONITORS AND TECHNICIANS)

- Election Responder – real-time reporting, tracking and resolving of Election Day incidents via the tablet
- Poll Site Locator – assist voters by directing them to the correct poll site and ED table

POLL SITE (COORDINATORS AND INFORMATION CLERK)

- Poll Worker Check-In – uses QR code on Poll Worker Notice to Work to check-in Poll Workers and relay this information back to the Board offices
- Table Finder – quickly identified ED table for voter in the poll site using a simple touch-based, no typing system
- Election Night Reporting – secure transmission of unofficial election night results from the poll site to a publicly accessible website

POLICE PRECINCT

Election Night Reporting – secure transmission of unofficial election night results from the poll site to a publically accessible website. Reading Election results at the Police precincts serve as a backup to the transmission from the poll site.

STANDBY DISPATCH SYSTEM

This system allows quick and accurate check in of standbys and gives staff the poll site attendance in real time so that deployment decisions can be made with up-to-date information.

ELECTRONIC ADA CHECKLIST

An application was developed to allow the Coordinators to transmit the ADA Checklist every 2 hours to the Board facility. This allows real time monitoring of potential ADA issues in the sites submitting electronically. Prior to this, Coordinators were expected to call the Board when an accessibility issue was discovered during the completion of the checklist.

CONNECTIVITY IN THE POLL SITE

To support electronic poll books, PSD is tasked with ensuring reliable connectivity in every early voting and Election Day poll site. Mobile Routers were purchased and set up for every poll site allowing the Board to enhance security, increase network redundancy and support additional devices in the poll site.

COVID CONTINUITY OF OPERATIONS

In cooperation with the MIS unit, PSD was able to provide equipment and support to staff so that the agency could continue to function during the COVID crisis. The ability to shift equipment from poll site operations to remote staff allowed the agency to reduce the number of employees physically present at the Board's facilities without compromising the ability to conduct the events of the 2020 Election Cycle.

ADA Coordinator



ARIEL MERKEL
ADA Coordinator

The Board of Elections in the City of New York (BOE) conducts honest and fair elections from local to federal levels for all registered voters, including voters with disabilities. The Americans with Disabilities Act (ADA) Unit is responsible for ensuring the BOE, as a government agency and employer, is in compliance with the ADA and that voters with disabilities are able to vote privately and independently.

This year has been particularly difficult for everyone, including voters with disabilities. As the pandemic spread through New York State, the Governor expanded voters' access to absentee ballots in order to reduce the number of voters entering poll sites. The ADA Unit responded by distributing an electronic version of the absentee ballot for voters who are unable to mark a paper ballot. These accessible absentee ballots were available for the June 2020 Primary Election, November 2020 General Election and the Bronx 12th City Council District Special Election in December 2020. Eligible voters with disabilities who requested the accessible absentee ballot were able to use their personal adaptive technology to mark and print their absentee ballot in the safety of their own home. The ADA Unit participated in outreach events with the disability community regarding this new option, including a live demonstration of the accessible absentee ballot.

In conjunction with the VEOU and Ramp Unit, the ADA Unit also continued its critical work of ensuring poll sites throughout the five boroughs were ADA compliant on Election Day and throughout Early Voting. Because the BOE does not own the vast majority of the poll sites, the solutions we deploy in order to overcome accessibility barriers are typically temporary, and therefore provide a unique set of challenges. Nearly all locations that were used as poll sites in 2020 required temporary accessibility equipment, ranging from simple mats and cones to complicated ramping systems. ADA-focused poll workers called Accessibility Clerks provide assistance to voters with disabilities as needed, and every poll site in New York City has at least one Ballot Marking Device and ADA Privacy Booth, as well as other aids such as magnifying glasses and touchless hand sanitizer dispensers. The ADA Unit continually evaluates the needs of poll sites to assess what equipment is needed to ensure each location throughout the duration of every election event.

After every election, the ADA Unit analyzes the data entered into the ADA Checklist and Poll Site Coordinators' Journals, as well as incidents entered through Call Center, to compile a report of all accessibility incidents that occurred throughout early voting and on Election Day. The ADA Unit works closely with the Poll Site Surveyors, VEOU, and Ramp Unit to rectify every issue prior to subsequent elections.

The ADA Unit promotes inclusive practices and ensures all BOE environments are fully accessible. In addition to providing accessible ballots and poll sites, the ADA Unit provides sign language interpretation for BOE public meetings and hearings upon request. BOE employees and poll workers also receive appropriate workplace accommodations in order to maintain top-quality performance. The Board of Elections is an Equal Opportunity Employer and we encourage all qualified applicants to apply to serve as a poll worker!

Appendix Table of Contents

VOTERS PER WORKER

- 78 **Primary Election 2020** 06/23/2020
- 93 **General Election 2020** 11/03/2020
- 108 **12th Council Special Election** 12/22/2020

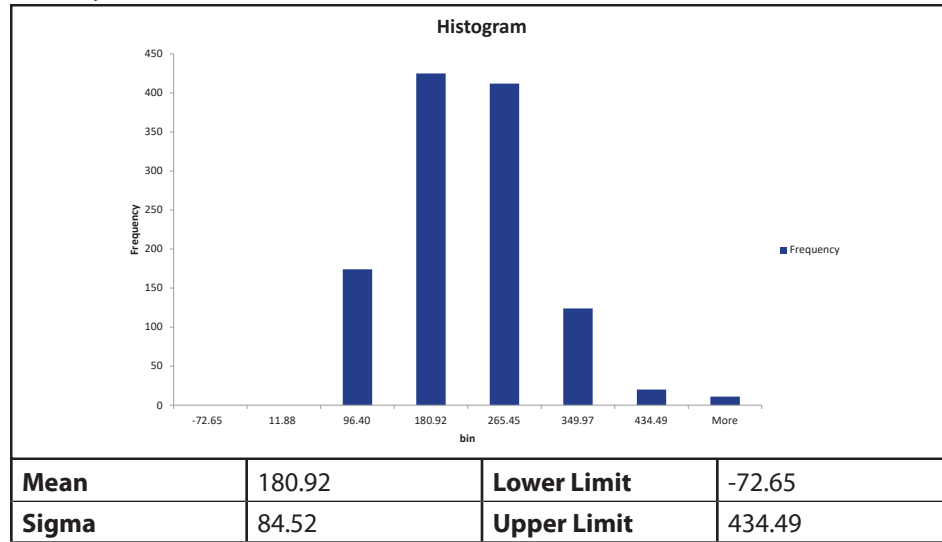
VOTERS PER WORKER

Primary Election 2020

06/23/2020

VOTERS PER WORKER

Primary Election 2020 06/23/2020



County	Poll Site	Voters	Workers	Voters/Worker
NY	00007-PS 751	2,380	12	198.33
NY	00009-Bard H.S.E.C.- 97	2,715	14	193.93
NY	00012-Frank McCourt HS	9,959	38	262.08
NY	00013-Westbeth Housing	2,105	8	263.13
NY	00019-HS Fashion Industry	666	11	60.55
NY	00025-PS 206	3,007	21	143.19
NY	00028-PS 52	7,526	26	289.46
NY	10099-Bayard Rustin High School	3,869	15	257.93
NY	10119-Lesbian And Gay Center	2,304	10	230.40
NY	10131-Prospect Tower	391	6	65.17
NY	10139-Sirovich Senior Center	2,699	15	179.93
NY	10142-Campos Plaza Community Center	4,258	58	73.41
NY	10147-UTACPT	1,246	11	113.27
NY	10176-HS of Art & Design	9,627	35	275.06
NY	10205-Windsor Tower	913	8	114.13
NY	10222-PS 234 (Independence)	5,321	9	591.22
NY	10237-John F Kennedy HS	1,749	13	134.54
NY	10241-Peter Cooper Village	2,102	7	300.29
NY	10251-YM & YWHA (Nagle Ave)	1,360	11	123.64
NY	10261-Hunter College	2,204	6	367.33
NY	10271-IS 218	2,546	11	231.45
NY	10297-Seward Park I	411	5	82.20
NY	10306-Seward Park II	387	7	55.29
NY	10307-Seward Park III	469	5	93.80

County	Poll Site	Voters	Workers	Voters/Worker
NY	10385-Carver Houses	1,093	8	136.63
NY	10393-Rutgers House	1,560	9	173.33
NY	10401-Lenox Hill Neighborhood House	3,146	10	314.60
NY	10405-Wadleigh High School	6,993	29	241.14
NY	10407-Henry Brooks Senior House	701	9	77.89
NY	10410-Theater For New City	3,301	18	183.39
NY	10432-Church of St Paul & St Andrew	2,046	12	170.50
NY	10433-Max Meltzer Community Center	805	11	73.18
NY	10434-J K Onassis HS	1,129	13	86.85
NY	10440-Oberia Dempsey Center	2,090	13	160.77
NY	10463-Baruch College Campus H.S	4,948	23	215.13
NY	10465-Fashion Institute of Technology	3,255	15	217.00
NY	10516-The Church of St. Anthony of Padua	5,190	73	71.10
NY	10517-PS 217	3,376	26	129.85
NY	10518-Dewitt Clinton Center	1,588	12	132.33
NY	10520-Gen Grant Houses(NYCHA)	1,127	10	112.70
NY	10522-Gen Grant Houses II	1,395	8	174.38
NY	10523-Gen Grant Houses III	668	9	74.22
NY	10524-Yeshiva University-Cardozo School of Law	1,404	7	200.57
NY	10527-Andrew Heiskell Library	1,454	14	103.86
NY	10537-Liberty High School	618	10	61.80
NY	10547-NYU Wash Square Village 2	893	10	89.30
NY	10548-NYU Wash Square Village 3	897	4	224.25
NY	10569-West Side High School	10,812	93	116.26
NY	10577-PS 89	1,997	6	332.83
NY	10593-Master Apartments	558	7	79.71
NY	10611-HS For Leadership	3,476	11	316.00
NY	10612-Confucius Plaza	2,179	11	198.09
NY	10726-River Place 1	2,930	13	225.38
NY	10744-School Of Co-op Education	2,176	15	145.07
NY	10746-PS 48	3,576	16	223.50
NY	10760-St Nicholas Sr Ctr	2,170	7	310.00
NY	10768-Samuels Community Center	4,360	22	198.18
NY	10799-CUNY Graduate and University Center	1,094	8	136.75
NY	10831-Marymount Manhattan College	792	7	113.14
NY	10927-Antler Apartments	1,194	11	108.55
NY	10928-Boricua College	1,568	9	174.22
NY	10932-Baruch College Vertical Campus	4,770	20	238.50
NY	10943-Towers On The Park	1,118	10	111.80
NY	10993-The Riverside Church of NY	2,212	15	147.47
NY	11095-Eleanor Roosevelt HS	4,370	13	336.15
NY	11119-Clinton Senior Center	734	4	183.50
NY	11161-PS 98	2,931	15	195.40
NY	11169-Martin Luther King Jr. Comm. Ctr.	2,228	17	131.06
NY	11191-Unity Center	2,051	10	205.10

Appendix Cont'd

County	Poll Site	Voters	Workers	Voters/Worker
NY	11193-NYU Alumni Hall	586	5	117.20
NY	11194-MS 114	5,229	25	209.16
NY	11197-Boys & Girls Republic	2,080	15	138.67
NY	11220-Park West High School	4,697	18	260.94
NY	11225-PS 276	2,050	9	227.78
NY	11255-UASBYW	2,391	9	265.67
NY	11260-PS 184M	3,077	15	205.13
NY	11261-Gregorio Luperon High School	1,563	9	173.67
NY	11263-21st Century Leadership Academy	5,292	17	311.29
NY	11265-River Crossing	1,830	13	140.77
NY	11270-Grace United Methodist Church	2,759	7	394.14
NY	11287-NYU The Palladium	3,571	13	274.69
NY	11399-Southbridge Tower II	2,946	14	210.43
NY	11455-Stuyvesant Town VIII	1,070	1	1070.00
NY	11457-PS 59	4,023	15	268.20
NY	11474-Community Health Academy of The Heights	4,792	24	199.67
NY	11479-Castle Gardens	2,459	13	189.15
NY	11481-Elias Howe Primary School 51 Manhattan	5,953	28	212.61
NY	11482-Manhattanville Houses	1,239	9	137.67
NY	11483-Manhattanville Houses III	1,240	11	112.73
NY	11485-The River School/PS 281	3,542	16	221.38
NY	11486-Manhattanville Houses II	1,585	9	176.11
NY	11489-Bonifacio Cora Texidor Housing for the Elderly	1,159	10	115.90
NY	11499-PS/MS 278	1,524	6	254.00
NY	11508-The Mirabal Sisters School	3,393	22	154.23
NY	11510-Columbia University Russ Berrie Medical Science Pavilion	2,152	67	32.12
NY	11511-The Alianza Dominicana Triangle Building	2,128	15	141.87
NY	11517-Wyatt T. Walker Senior Housing	1,390	9	154.44
NY	11518-Salvation Army Harlem Temple Corps Community Center	2,213	13	170.23
NY	11522-HCCI (Harlem Congregation for Community Improvement)	1,415	13	108.85
NY	11523-Stuyvesant Town IX	1,936	7	276.57
NY	11524-Lira Apartments	1,301	7	185.86
NY	11529-PS 452	2,609	14	186.36
NY	11530-Jackie Robinson Recreation Center (Parks)	1,744	9	193.78
NY	11532-PS 185/PS 208	3,926	25	157.04
NY	11533-Isaacs/Johnson Cornerstone	2,239	11	203.55
NY	11587-The Clinton School for Writers and Artists	5,186	20	259.30
NY	11590-Mary McLeod Bethune Gardens Community Center	744	11	67.64
NY	11592-JHS 56	2,596	14	185.43
NY	11604-EM Moore Housing for the Elderly	1,478	12	123.17
NY	11615-53rd Street Library	1,331	9	147.89
NY	11620-George Washington High School	4,761	18	264.50
NY	11622-Morningside Heights Housing	724	9	80.44
NY	11641-The Balton	1,501	9	166.78
NY	11642-Dream Charter School	2,375	12	197.92

County	Poll Site	Voters	Workers	Voters/Worker
NY	11650-Church of the Holy Apostles	954	10	95.40
NY	11657-Lower East Side Girls Club	1,383	8	172.88
NY	11683-Church of the Holy Trinity	3,414	20	170.70
NY	11685-Taino Towers IV	3,154	56	56.32
NY	11690-Hamilton Madison House	3,437	19	180.89
NY	11692-Alfred E. Smith Recreation Center	939	4	234.75
NY	11736-Jewish Community Center (Harlem)	784	9	87.11
NY	11740-SUNY Global	281	6	46.83
NY	11747-HCCI (The David & Joyce Dinkins Gardens)	889	10	88.90
NY	11748-B'nai Jeshurun	2,853	17	167.82
NY	11796-MS 297	3,635	8	454.38
NY	11798-PS 340 (The Sixth Avenue Elementary School)	1,992	6	332.00
NY	11800-Kaufman Music Center	1,435	5	287.00
NY	11870-M.S. Houses	1,890	16	118.13
NY	11872-Bernie Wohl Center	1,530	10	153.00
NY	11917-Ford Foundation	1,902	16	118.88
NY	11918-David Rubenstein Atrium at Lincoln Center	1,486	7	212.29
NY	M0002-Stuyvesant Town II	1,247	9	138.56
NY	M0009-MS 54 Booker T Washington Middle School	2,852	13	219.38
NY	M0012-Civil Court	1,380	12	115.00
NY	M0013-Norman Thomas High School	2,390	13	183.85
NY	M0014-Find Aid For Aged (Hargrave)	2,380	8	297.50
NY	M0018-PS 169	6,108	29	210.62
NY	M0019-PS 41	7,225	20	361.25
NY	M0023-PS 63	2,225	9	247.22
NY	M0024-PS 2 (Meyer London)	1,913	14	136.64
NY	M0026-PS 36	2,042	12	170.17
NY	M0027-PS 140	2,414	16	150.88
NY	M0028-Esplanade Gardens	2,856	16	178.50
NY	M0032-PS 72	2,772	10	277.20
NY	M0041-Lincoln Towers	585	4	146.25
NY	M0043-Find Aid For Aged (Hamilton)	2,941	10	294.10
NY	M0044-PS 87	4,392	15	292.80
NY	M0046-PS 130	2,568	18	142.67
NY	M0049-William O'Shea Campus	3,418	12	284.83
NY	M0050-PS 158	7,802	22	354.64
NY	M0051-PS 133	2,966	14	211.86
NY	M0053-Waterside Plaza	801	8	100.13
NY	M0057-Lincoln Towers II	2,631	5	526.20
NY	M0063-158th & Riverside Drive Housing Co. Inc.	2,194	8	274.25
NY	M0064-Jackie Robinson Complex	4,137	75	55.16
NY	M0067-PS 7	6,908	28	246.71
NY	M0068-Lincoln Towers III	826	5	165.20
NY	M0070-1619 3rd Avenue	966	7	138.00
NY	M0072-PS 163	8,577	42	204.21

Appendix Cont'd

County	Poll Site	Voters	Workers	Voters/Worker
NY	M0073-PS 20	5,270	14	376.43
NY	M0078-PS 198	6,825	35	195.00
NY	M0080-Village View Housing	1,684	6	280.67
NY	M0081-PS 175 Henry H. Garnet	6,871	69	99.58
NY	M0082-PS 153	8,920	42	212.38
NY	M0083-Knickerbocker Plaza	3,431	18	190.61
NY	M0084-PS 57	3,434	16	214.63
NY	M0086-Stanley Isaacs Ctr	1,440	12	120.00
NY	M0088-Mott Street Sr Ctr	993	5	198.60
NY	M0091-Hamilton Hgts Terrace	713	13	54.85
NY	M0093-PS 132	6,391	17	375.94
NY	M0105-Harlem Renaissance HS	1,328	8	166.00
NY	M0106-Washington Heights Academy (M366)	7,251	27	268.56
NY	M0107-Lincoln Towers VI	492	5	98.40
NY	M0108-1199 Housing	1,075	12	89.58
NY	M0111-PS 116	5,236	27	193.93
NY	M0114-1199 Housing III	983	16	61.44
NY	M0121-Drew Hamilton Houses	4,911	24	204.63
NY	M0122-Riverton Apts	1,369	14	97.79
NY	M0126-Vanderbilt YMCA	983	6	163.83
NY	M0128-PS 47(The ASL and English Lower School)	2,807	10	280.70
NY	M0129-Robert Wagner Middle School	8,538	82	104.12
NY	M0132-Riverbend Housing	1,515	13	116.54
NY	M0134-PS 38 or 121	770	10	77.00
NY	M0135-PS 165	8,236	41	200.88
NY	M0140-PS/JHS 117	2,499	9	277.67
NY	M0142-PS 194	4,674	24	194.75
NY	M0143-PS 154	5,236	23	227.65
NY	M0144-Lincoln Square Neighborhood Center	2,503	18	139.06
NY	M0145-PS 189	2,827	8	353.38
NY	M0152-PS 199	6,049	15	403.27
NY	M0155-PS 33	7,263	21	345.86
NY	M0156-Stuyvesant Town IV	1,619	5	323.80
NY	M0157-Grand Street Settlement	697	3	232.33
NY	M0159-Polo Ground Sr Ctr	1,546	8	193.25
NY	M0160-PS 46	2,246	14	160.43
NY	M0166-Lincoln Guild Housing	418	5	83.60
NY	M0169-PS 173	9,651	28	344.68
NY	M0171-PS 290 (Manh New School)	7,516	38	197.79
NY	M0172-PS 134	4,440	22	201.82
NY	M0173-PS 102	3,726	20	186.30
NY	M0175-Gen Grant Houses IV	1,128	8	141.00
NY	M0177-Julia Richman Education Campus	3,070	14	219.29
NY	M0178-East Midtown Plaza	2,907	15	193.80
NY	M0187-Tweed Court	1,057	7	151.00

County	Poll Site	Voters	Workers	Voters/Worker
NY	M0192-IS 70	5,787	23	251.61
NY	M0195-Penn South (Bldg 2B)	1,079	5	215.80
NY	M0198-Penn South (Bldg 8A)	1,687	5	337.40
NY	M0205-Seward Park IV	1,220	7	174.29
NY	M0212-M Plaza, L.P.	3,952	13	304.00
NY	M0215-PS 149	3,234	16	202.13
NY	M0216-Columbia University Houses	840	11	76.36
NY	M0218-PS 183	5,512	19	290.11
NY	M0223-PS 146	2,135	8	266.88
NY	M0224-Yorkville Community School	3,942	16	246.38
NY	M0231-PS 111	6,048	23	262.96
NY	M0232-PS 188 Or 196	4,042	14	288.71
NY	M0234-PS 6	2,639	8	329.88
NY	M0237-PS 53 Or 811	5,691	19	299.53
NY	M0240-PS 28	4,127	25	165.08
NY	M0244-St Margaret's House	1,844	15	122.93
NY	M0245-PS 3	3,576	14	255.43
NY	M0248-PS 192	5,625	30	187.50
NY	M0255-JHS 143 Eleanor Roosevelt	7,474	60	124.57
NY	M0259-Marble Hill Community Center	1,758	9	195.33
NY	M0262-Stuyvesant Town V	1,249	8	156.13
NY	M0265-NYU Brittany Hall	1,998	7	285.43
NY	M0280-LaGuardia High School	4,142	18	230.11
NY	M0286-PS 131	2,529	10	252.90
NY	M0287-Holy Rood Church	2,385	11	216.82
NY	M0288-PS 34	2,814	10	281.40
NY	M0289-PS 75	4,628	18	257.11
NY	M0290-Masaryk Towers	1,946	11	176.91
NY	M0300-K'Hal Adath Jeshurun	2,164	16	135.25
NY	M0302-PS 152	5,387	24	224.46
NY	M0303-Ft Washington Serv For Eld/Riverstone Senior Life Services	6,848	15	456.53
NY	M0317-Charles Hill Tower	1,540	11	140.00
NY	M0319-Rafael Hernandez Houses	1,370	9	152.22
NY	M0324-3333 Broadway	2,943	16	183.94
NY	M0326-JHS 118	9,219	27	341.44
BX	00030-PS 71 Rose E. Scala School	2,598	11	236.18
BX	00036-Pelham Pkwy Community Center	528	11	48.00
BX	10024-Adult Behavioral Health Center	110	8	13.75
BX	10066-PS 163 Arthur A. Schomburg	3,304	11	300.36
BX	10071-Hostos Community College	1,345	11	122.27
BX	10072-MS 203 (PS 183)	3,438	13	264.46
BX	10075-PS 179 (PS 40)	2,281	12	190.08
BX	10078-IS 217 (IS 116) School of Performing Arts	3,600	14	257.14
BX	10087-IS 206 Ann Mersereau	4,497	20	224.85
BX	10090-PS 61 Francisco Oller	1,431	7	204.43

Appendix Cont'd

County	Poll Site	Voters	Workers	Voters/Worker
BX	10097-IS 166 Bronx Early College Academy for Teaching & Learning	4,335	20	216.75
BX	10210-PS 119	3,507	19	184.58
BX	10212-Olivet Gospel Assembly	1,815	7	259.29
BX	10312-Millbrook Community Center	2,151	8	268.88
BX	10346-Bronxworks Heights Senior Center	3,796	30	126.53
BX	10354-Mt. Hebron Baptist Church	2,665	11	242.27
BX	10359-PS 306	6,010	30	200.33
BX	10546-PS 15 Institute for Environmental Learning	2,892	10	289.20
BX	10591-Glad Tidings Assembly	2,339	10	233.90
BX	10601-PS 83 Annex	1,767	8	220.88
BX	10603-Eastchester Community Center	2,361	10	236.10
BX	10616-IS 174 Archimedes Academy for Mathematics	3,000	18	166.67
BX	10639-Mark Terrace Apartment Building	1,542	8	192.75
BX	10690-The Plaza Rehab and Nursing Center	2,711	13	208.54
BX	10712-Throggs Neck Senior Center	1,432	10	143.20
BX	10817-St. Mary's Park Community Center	3,028	17	178.12
BX	10859-Gun Hill Community Center	960	8	120.00
BX	10949-St. Frances de Chantal Church	1,736	27	64.30
BX	11004-Glebe Avenue Senior Center	1,570	11	142.73
BX	11114-Shakespeare Senior HDFC	2,306	13	177.38
BX	11146-Justice Sonia Sotomayor Community Center	2,278	38	59.95
BX	11151-Holy Rosary Church	4,104	22	186.55
BX	11153-The Arbor	1,658	7	236.86
BX	11172-PS 23 The New Children's School	3,615	18	200.83
BX	11178-Kensington Bldg /Fordham Hill Complex	1,517	8	189.63
BX	11180-PS/MS 194	1,813	12	151.08
BX	11243-Hebrew Institute of Riverdale	4,666	17	274.47
BX	11373-Van Nest Academy-PS/MS 498	1,264	5	252.80
BX	11451-Mitchell Community Center	5,155	21	245.48
BX	11456-PS 189/IS 462-Rosa Parks Educational Campus	1,130	8	141.25
BX	11466-Parkchester South Condominium 18 Metropolitan	2,857	7	408.14
BX	11467-Parkchester North Condominium 1563 Metropolitan	2,208	15	147.20
BX	11496-PS 54	7,848	25	313.92
BX	11582-PS 126	3,452	17	203.06
BX	11676-Our Lady Of Assumption School	1,169	7	167.00
BX	11682-Mott Haven Campus	1,447	14	103.36
BX	11689-PS 207	3,694	16	230.88
BX	11737-PS 357 Young Voices Academy	2,554	12	212.83
BX	11746-PS/IS 218 Rafael Hernandez	3,755	16	234.69
BX	11751-Saint Luke's Housing	1,534	8	191.75
BX	11754-Co-Op City Dreiser Loop Room #1, #2, #4 & #8	4,760	29	164.14
BX	11755-Store Front	1,652	13	127.08
BX	11757-PS 160 Walt Disney School	3,131	17	184.18
BX	11758-Truman High School	2,411	39	61.82
BX	11791-PS 360	2,397	9	266.33

County	Poll Site	Voters	Workers	Voters/Worker
BX	11839-Holy Family School	2,578	14	184.14
BX	11860-St. Michael's Roman Catholic Church	1,903	6	317.17
BX	11895-Fordham Bedford/Servian Heights LLC	479	5	95.80
BX	11896-Daly 180 HDFC The Phipps E. 180th	1,113	4	278.25
BX	11912-Bailey Rain Senior Center	2,013	8	251.63
BX	X0003-PS 6 West Farms	3,480	13	267.69
BX	X0004-JHS 145 Arturo Toscanini	3,473	17	204.29
BX	X0005-PS 66 School of Higher Expectations	7,600	29	262.07
BX	X0006-PS 152 Evergreen	2,032	11	184.73
BX	X0007-Bronx Regional HS	3,458	16	216.13
BX	X0008-PS 73 Bronx	3,705	17	217.94
BX	X0009-JHS 123 James M. Kieran	735	9	81.67
BX	X0013-PS 90 The Family School	5,623	14	401.64
BX	X0014-Edenwald Community Center	3,478	15	231.87
BX	X0015-Highbridge Gardens Community Center	1,236	11	112.36
BX	X0017-PS 108 Philip J. Abinanti	3,665	12	305.42
BX	X0019-Walker Memorial Church Hall	3,639	20	181.95
BX	X0020-MS 143 The Marie Curie School for Health Professions	2,942	15	196.13
BX	X0021-Baychester Community Center	4,260	14	304.29
BX	X0022-PS 132 Garret A. Morgan	2,660	11	241.82
BX	X0023-PS 79 Elem School for Math, Science, and Technology	4,246	15	283.07
BX	X0024-PS 195	5,545	19	291.84
BX	X0025-PS 11 Highbridge	4,207	14	300.50
BX	X0026-PS 63 Author's Academy	2,848	11	258.91
BX	X0027-PS 48 Joseph R. Drake	1,552	10	155.20
BX	X0028-Mott Hall V (James Monroe Annex)	4,481	21	213.38
BX	X0034-PS 78 Anne Hutchinson	6,959	16	434.94
BX	X0035-PS 64 Pura Belpre	4,886	17	287.41
BX	X0037-JHS 80 The Mosholu Parkway	3,426	16	214.13
BX	X0039-PS 93 Albert G. Oliver	3,548	13	272.92
BX	X0041-Sedgwick Community Center	2,788	18	154.89
BX	X0042-JHS 127 The Castle Hill School	3,023	14	215.93
BX	X0044-Parkchester South 1595 Unionport Road	1,401	12	116.75
BX	X0051-PS 311/481 The Steam Bridge School	4,001	23	173.96
BX	X0052-PS 70 Max Schoenfeld	3,988	13	306.77
BX	X0053-PS 107	3,938	12	328.17
BX	X0055-PS/MS 4 Crotona Park West	555	17	32.65
BX	X0057-1720 Mayflower Terrace	974	9	108.22
BX	X0062-PS 47 John Randolph	3,963	19	208.58
BX	X0064-Harding Park Community Center	2,208	15	147.20
BX	X0065-PS 44 David C. Farragut	4,152	22	188.73
BX	X0066-PS 102 Joseph O. Loretan	5,497	25	219.88
BX	X0067-PS 28 Mount Hope	2,558	27	94.74
BX	X0068-IS 117 Joseph H. Wade	3,748	15	249.87
BX	X0069-1880 Valentine Ave Community Room	867	2	433.50

Appendix Cont'd

County	Poll Site	Voters	Workers	Voters/Worker
BX	X0071-MS 390 (PS 26)	3,801	22	172.77
BX	X0072-PS 87	2,376	6	396.00
BX	X0074-Hutchinson River Community Center	988	8	123.50
BX	X0075-PS 175 City Island	1,460	8	182.50
BX	X0076-PS 67 Mohegan School	3,228	13	248.31
BX	X0077-Jaime Towers	3,092	10	309.20
BX	X0079-Parkchester South Condominium 2059 McGraw Avenue	1,397	9	155.22
BX	X0080-PS 138 Samuel Randall	4,311	14	307.93
BX	X0081-PS 57 Crescent	4,780	23	207.83
BX	X0082-PS 106	3,958	18	219.89
BX	X0087-Jonas Bronck Housing	2,945	7	420.71
BX	X0091-William H. Taft High School	3,935	26	151.35
BX	X0092-PS 85 Great Expectations	6,715	25	268.60
BX	X0093-PS 33 Timothy Dwight	7,162	24	298.42
BX	X0095-JHS 135 F.D. Whalen	1,456	9	161.78
BX	X0098-JHS 45 Thomas C. Giordano MS 45	1,618	38	42.58
BX	X0101-IS 144 Michelangelo	3,222	10	322.20
BX	X0103-PS 12 Lewis and Clark School	2,302	7	328.86
BX	X0108-PS 229 Roland Patterson	3,525	15	235.00
BX	X0109-MS 101 Edward R. Byrne	1,680	7	240.00
BX	X0110-PS 121 Throop	3,487	16	217.94
BX	X0111-PS 86 Kingsbridge Heights	4,331	17	254.76
BX	X0112-Melrose IHAD-Literacy	1,787	12	148.92
BX	X0113-Preston High School	1,833	9	203.67
BX	X0118-PS 8 Issac Varian	4,951	25	198.04
BX	X0121-PS 14 Senator John Calandra	2,303	7	329.00
BX	X0127-Ampere Ave Knights of Columbus Hall	2,786	9	309.56
BX	X0130-Ft. Independence Community Center	1,916	10	191.60
BX	X0131-PS 1 Courtlandt School	4,545	13	349.62
BX	X0132-PS 41 Gun Hill Road	6,510	30	217.00
BX	X0133-PS 56	5,355	23	232.83
BX	X0134-Scott Towers Community Room	378	5	75.60
BX	X0137-Mosholu Montefiore Community Center	2,450	9	272.22
BX	X0138-PS 94 Kings College School	2,990	16	186.88
BX	X0140-Hellenic Orthodox Community Church	1,068	5	213.60
BX	X0141-PS 53 Annex Basheer Quisim	3,378	14	241.29
BX	X0143-PS 113 Globe School for Environmental Research	6,058	19	318.84
BX	X0144-Mott Haven Community Room	1,455	11	132.27
BX	X0147-Parkside Development Community Room	665	9	73.89
BX	X0148-PS 95	4,864	17	286.12
BX	X0149-Tracy Towers Community Room	1,783	9	198.11
BX	X0150-Betances Community Center	3,647	18	202.61
BX	X0152-PS 68 Bronx	4,163	16	260.19
BX	X0153-PS 103 Hector Fontanez	6,334	20	316.70
BX	X0156-PS 19 Judith K. Weiss	2,138	11	194.36

County	Poll Site	Voters	Workers	Voters/Worker
BX	X0157-PS 55 Benjamin Franklin	5,727	27	212.11
BX	X0160-Samuel Gompers HS	1,293	10	129.30
BX	X0161-PS 16 Wakefield	3,690	12	307.50
BX	X0165-Riverpoint Towers Community Room	2,277	13	175.15
BX	X0166-PS 81 Robert J. Christen	4,828	17	284.00
BX	X0167-PS 69 Journey Prep School	3,160	11	287.27
BX	X0168-PS 5 Port Morris	4,148	16	259.25
BX	X0177-PS 96 Richard Rodgers	3,240	12	270.00
BX	X0178-PS 62 Inocensio Casanova	4,239	17	249.35
BX	X0179-MS/HS 141 Riverdale/Kingsbridge Academy	5,314	11	483.09
BX	X0183-PS 32	3,656	14	261.14
BX	X0186-PS 105 Sen Abraham Bernstein	3,667	17	215.71
BX	X0188-IS 74 The Hunts Point School	2,558	10	255.80
BX	X0189-PS 186 Walter J. Damrosch School	3,522	10	352.20
BX	X0190-PS 130 Abram Stevens Hewitt	2,614	17	153.76
BX	X0191-PS/MS 29 Melrose School	1,609	12	134.08
BX	X0197-Tilden Towers II	2,182	12	181.83
BX	X0201-Bronx County Supreme Court House	5,354	51	104.98
BX	X0203-JHS 131 Albert Einstein	5,876	20	293.80
BX	X0204-PS 333 The Museum School (PS 60)	1,075	6	179.17
BX	X0205-MS 301 (PS 120) Paul L. Dunbar	5,953	18	330.72
BX	X0207-PS 76 The Bennington School	3,479	14	248.50
BX	X0209-PS 150 Charles James Fox	2,493	8	311.63
BX	X0210-Columbus High School	1,658	33	50.24
BX	X0213-PS 146 Edward Collins	3,511	14	250.79
BX	X0214-PS 89 Bronx	2,788	13	214.46
BX	X0215-PS 75	2,356	6	392.67
BX	X0219-Co-Op City Einstein Community Center #3	2,764	18	153.56
BX	X0221-PS 42 Claremont	1,318	11	119.82
BX	X0223-Grace Dodge Vocational HS	2,544	15	169.60
BX	X0224-PS 65 Mother Hale Academy	3,786	18	210.33
BX	X0225-PS 72 Dr. William Dorney	2,646	7	378.00
BX	X0226-Morris HS Academy for Collaborative Studies	1,633	13	125.62
BX	X0229-Edgewater Volunteer Fire House	905	6	150.83
BX	X0234-Co-Op City 2049 Bartow Avenue Community Center	4,117	22	187.14
BX	X0235-Locust Point Civic Hall	216	9	24.00
BX	X0237-RIVERDALE -- YMY-WHA	1,602	7	228.86
KG	00038-PS 252 JHS	5,134	30	171.13
KG	00039-PS 206	2,788	28	99.57
KG	00043-Friends Field	1,072	8	134.00
KG	00045-Wayside Comm Center	355	7	50.71
KG	00048-PS 52	2,492	25	99.68
KG	00049-Wyckoff Gardens Comm Ctr	3,499	21	166.62
KG	00050-PS 95	2,241	17	131.82
KG	10039-Kings Bay Public Library	403	9	44.78

Appendix Cont'd

County	Poll Site	Voters	Workers	Voters/Worker
KG	10040-Tilden HS	2,736	15	182.40
KG	10041-PS 235 Annex	1,866	15	124.40
KG	10043-Unity Plaza Comm Ctr	2,479	14	177.07
KG	10045-Crown Heights Public Library	885	12	73.75
KG	10046-Homecrest Public Library	348	10	34.80
KG	10048-PS 329	2,409	15	160.60
KG	10051-Borough Park Public Library	1,032	6	172.00
KG	10052-Telecommunications HS	3,348	22	152.18
KG	10053-PS 377	1,265	8	158.13
KG	10054-IS 291	3,388	12	282.33
KG	10058-IS 390/MS 334/MS 354	4,057	24	169.04
KG	10068-Boulevard Comm Ctr	970	13	74.62
KG	10112-Dance Atlantic Studio	856	44	19.45
KG	10114-Ridgewood Sr Center	2,354	10	235.40
KG	10122-Youth Center	2,080	50	41.60
KG	10123-Boro Park YM-YWHA	2,650	11	240.91
KG	10158-Ft Hamilton Public Library	806	7	115.14
KG	10160-JASA Sr Ctr	1,523	11	138.45
KG	10172-Sr Center	866	10	86.60
KG	10187-Chavis Apartments	816	8	102.00
KG	10216-Agudath Sr Ctr	2,324	14	166.00
KG	10217-St. Marks School	1,427	17	83.94
KG	10253-IS 88	5,096	24	212.33
KG	10254-McGuinness Sr Ctr	4,582	17	269.53
KG	10256-Vollies Memorial Hall	742	8	92.75
KG	10286-Vetro Apts Ten Assoc	1,243	14	88.79
KG	10295-Marlborough Gardens	2,237	12	186.42
KG	10319-Kings Bay YM-YWHA	1,972	16	123.25
KG	10325-Stuyvesant Gardens II	1,693	11	153.91
KG	10326-St. Augustine's Episcopal Church	2,152	13	165.54
KG	10333-IS 14	2,527	17	148.65
KG	10366-Mary D's Housing for Seniors	2,585	13	198.85
KG	10437-PS 6	5,365	23	233.26
KG	10443-Stuy-Park Houses	1,127	13	86.69
KG	10450-PS 22	4,230	19	222.63
KG	10550-PS 207 Annex Early Childhood Ctr	3,401	16	212.56
KG	10551-Clara Barton Voc HS	2,795	12	232.92
KG	10557-Brooklyn Museum	4,286	83	51.64
KG	10580-Taylor Wythe Comm Ctr	5,804	56	103.64
KG	10597-Old Boys HS	6,091	27	225.59
KG	10598-MS 2	2,491	13	191.62
KG	10718-3386 Atlantic Realty LLC	3,124	18	173.56
KG	10784-PS 69	410	11	37.27
KG	10788-O'Dwyer Community Center	1,321	10	132.10
KG	10857-Marlboro Comm Ctr	3,227	20	161.35

County	Poll Site	Voters	Workers	Voters/Worker
KG	10931-Noll Street Apartments	4,202	22	191.00
KG	10933-PS 66 IS	1,706	16	106.63
KG	10964-Rheingold Gardens	1,039	11	94.45
KG	10966-St. Francis Church De Paola	2,577	12	214.75
KG	10967-PS 156 IS	4,632	24	193.00
KG	10984-IS 395/PS 109	5,667	21	269.86
KG	11011-PS 397	1,448	10	144.80
KG	11106-God's Battalion Church	3,121	67	46.58
KG	11107-PS 244	4,086	11	371.45
KG	11118-Flatbush Park Jewish Center	3,553	18	197.39
KG	11170-Sephardic Comm Ctr	2,192	10	219.20
KG	11175-PS 682	2,692	17	158.35
KG	11187-Crown Heights Apts	2,157	13	165.92
KG	11188-Brooklyn Borough Hall	3,142	13	241.69
KG	11190-Penny Yates Apts	1,705	12	142.08
KG	11229-Friends of Crown Heights	4,397	18	244.28
KG	11230-The Joan Snow Pre-K Center	5,021	27	185.96
KG	11231-Medgar Evers	3,993	20	199.65
KG	11237-PS 65	2,975	20	148.75
KG	11244-Downstate SUNY Medical Ctr	751	10	75.10
KG	11245-PS 971	747	9	83.00
KG	11246-PS 896	1,283	12	106.92
KG	11248-Ocean Hill Comm Ctr	1,882	13	144.77
KG	11249-Cortelyou Public Library	604	8	75.50
KG	11250-Midwood Public Library	1,240	14	88.57
KG	11251-Park Slope Armory YMCA	5,486	65	84.40
KG	11269-Mapleton Public Library	1,051	13	80.85
KG	11280-IS 324	2,370	17	139.41
KG	11286-Carroll Gardens Public Library	1,423	5	284.60
KG	11293-Polish Slavic Culture Center	3,140	13	241.54
KG	11374-Kappa V Campus	3,052	24	127.17
KG	11382-PS 264	4,401	16	275.06
KG	11385-PS 310	1,068	7	152.57
KG	11386-Farragut Comm Ctr	3,464	15	230.93
KG	11404-Arlington Public Library	731	7	104.43
KG	11405-New Lots Public Library	830	7	118.57
KG	11406-Williamsburg Comm Ctr	3,057	53	57.68
KG	11407-Macon Public Library	2,427	11	220.64
KG	11408-Kensington Public Library	522	12	43.50
KG	11409-Kings Highway Public Library	481	11	43.73
KG	11410-Sunset Park HS	3,027	14	216.21
KG	11411-Park Slope Public Library	1,385	12	115.42
KG	11412-Flatbush Public Library	980	13	75.38
KG	11413-Bushwick Public Library	1,131	11	102.82
KG	11414-Willoughby Sr Ctr	2,266	16	141.63

Appendix Cont'd

County	Poll Site	Voters	Workers	Voters/Worker
KG	11417-Top Civic Ctr	3,236	17	190.35
KG	11418-Lenox Road Baptist Church	3,758	12	313.17
KG	11419-St. Edmund Preparatory HS	699	5	139.80
KG	11420-Our Lady of Perpetual Help	4,654	59	78.88
KG	11421-IS 391	6,575	27	243.52
KG	11424-District 20 Pre K Ctr.	908	12	75.67
KG	11427-New Jerusalem United Methodist Church	1,512	12	126.00
KG	11428-Liberty Houses	756	13	58.15
KG	11429-Kingsboro 7th Day Adventist	1,982	15	132.13
KG	11430-Raices Times Plaza Senior Center	701	10	70.10
KG	11431-Flatbush YMCA	4,915	24	204.79
KG	11432-Brooklyn Prospect Charter School	3,176	11	288.73
KG	11433-PS 89	3,539	21	168.52
KG	11440-Joseph A Miccio Community Center	823	15	54.87
KG	11442-Carmine Carro Community Center	1,791	18	99.50
KG	11444-Ozzie Wilson Residences Senior Housing	1,452	11	132.00
KG	11445-Hope Gardens Youth Community Center	2,242	9	249.11
KG	11446-New Hope Family Worship	2,508	14	179.14
KG	11447-Betsy Head Pool	1,737	14	124.07
KG	11448-Tilden Community Center	2,282	18	126.78
KG	11449-Christ Church Bay Ridge	3,622	13	278.62
KG	11450-Seth Low Senior Center	2,836	15	189.07
KG	11452-Bishop Ford	3,402	15	226.80
KG	11454-Zvi Dov Roth Academy of Yeshiva Rambam	1,074	18	59.67
KG	11471-PS 331	3,225	14	230.36
KG	11472-Temple Sholom of Flatbush	1,067	7	152.43
KG	11476-Fenimore United Meth. Church	3,790	20	189.50
KG	11477-Boys and Girls High School	2,203	12	183.58
KG	11488-Fort Hamilton Senior Center	3,185	15	212.33
KG	11492-PS 398	5,197	31	167.65
KG	11493-Marlboro Memorial Post	1,921	13	147.77
KG	11501-Community Board 12	1,190	13	91.54
KG	11515-Marien-Heim of Sunset Park	3,676	15	245.07
KG	11535-Science Skills Center HS	636	13	48.92
KG	11537-PS 12	4,676	18	259.78
KG	11543-Spring Creek Educational Campus	2,208	14	157.71
KG	11564-Belmont Gardens II	697	8	87.13
KG	11566-Ingersoll Community Center	5,120	27	189.63
KG	11591-Atlantic Terminal Community Center	2,235	9	248.33
KG	11610-Lafayette Gardens Comm. Ctr.	1,094	9	121.56
KG	11612-East Midwood Jewish Center	2,369	16	148.06
KG	11621-Brooklyn College Roosevelt Hall	5,827	27	215.81
KG	11624-St. Francis College	3,302	13	254.00
KG	11625-Cadman Towers 2	758	4	189.50
KG	11629-PAL-Wynn Center	2,629	10	262.90

County	Poll Site	Voters	Workers	Voters/Worker
KG	11630-Central Brooklyn Public Library	2,043	12	170.25
KG	11633-Saratoga Village	3,326	56	59.39
KG	11644-Van Dyke Community Ctr.	4,037	58	69.60
KG	11675-Quincy Senior Residences	2,205	17	129.71
KG	11734-IL Centro (Fiao)	1,219	10	121.90
KG	11735-Carey Gardens Community Ctr.	2,676	46	58.17
KG	11793-PS 889	1,043	9	115.89
KG	11794-PS/IS 437	2,440	11	221.82
KG	11795-Flatbush Tompkins Congregational Church	4,335	21	206.43
KG	11797-Coney Island Prep H.S.	1,710	19	90.00
KG	11801-Congregation Beit Hillel of Flatlands	4,234	20	211.70
KG	11808-Weeksville Heritage Center	1,058	9	117.56
KG	11809-Bushwick United Methodist Church	1,880	15	125.33
KG	11869-Muslim American Society Youth Center	2,642	11	240.18
KG	11871-The Bridge Multicultural Advocacy Project (MCP)	713	16	44.56
KG	11885-St. Simon And Jude Church	2,171	15	144.73
KG	11886-Bed Stuy YMCA	664	9	73.78
KG	11889-Prospect Park YMCA	3,652	16	228.25
KG	11890-Dodge YMCA	3,455	7	493.57
KG	11891-Mc Carren Play Center	3,203	13	246.38
KG	11892-Bushwick Inlet Park	1,932	5	386.40
KG	B0001-PS 230	2,899	18	161.06
KG	B0002-Transit Tech HS	1,840	17	108.24
KG	B0003-IS 293	2,661	14	190.07
KG	B0011-Cadman Towers	2,483	9	275.89
KG	B0012-PS 18	1,630	11	148.18
KG	B0014-PS 272	5,753	28	205.46
KG	B0016-PS 26 New	2,474	15	164.93
KG	B0017-PS 181	5,531	28	197.54
KG	B0018-PS 167	3,156	19	166.11
KG	B0019-PS 105	1,643	10	164.30
KG	B0020-PS 251	6,479	22	294.50
KG	B0022-PS 219	4,050	19	213.16
KG	B0023-PS 279	3,794	17	223.18
KG	B0024-PS 276	4,443	20	222.15
KG	B0026-PS 114	4,267	16	266.69
KG	B0027-PS 250	4,640	25	185.60
KG	B0030-PS 189	1,467	15	97.80
KG	B0033-PS 99	3,706	19	195.05
KG	B0034-PS 256	5,224	19	274.95
KG	B0035-Independence Towers Senior Center	2,987	20	149.35
KG	B0037-Crown Gardens Community Center	1,671	13	128.54
KG	B0042-PS 176	2,367	10	236.70
KG	B0046-PS 335	2,509	14	179.21
KG	B0048-PS 195	1,051	6	175.17

Appendix Cont'd

County	Poll Site	Voters	Workers	Voters/Worker
KG	B0055-PS 155	1,887	14	134.79
KG	B0056-Patrick E Gorman Housing Co Inc.	1,669	21	79.48
KG	B0057-IS 162	2,064	10	206.40
KG	B0058-PS 229	3,016	16	188.50
KG	B0059-PS 346	4,032	17	237.18
KG	B0060-Bay Academy-IS 98	1,953	17	114.88
KG	B0061-JHS 258	4,186	14	299.00
KG	B0062-Jimerson Houses	741	11	67.36
KG	B0067-William Maxwell HS	1,243	17	73.12
KG	B0069-St. Cecilia	3,816	17	224.47
KG	B0074-Achievement First East New York Middle School	2,182	12	181.83
KG	B0075-PS 243	2,219	10	221.90
KG	B0076-PS 197	2,152	18	119.56
KG	B0077-Ed R Murrow HS	2,963	20	148.15
KG	B0079-Canarsie HS	5,839	24	243.29
KG	B0080-New Utrecht HS	2,648	26	101.85
KG	B0081-PS 238	4,827	19	254.05
KG	B0086-PS 163	2,600	15	173.33
KG	B0087-PS 56 New	3,286	17	193.29
KG	B0088-PS 120	3,413	16	213.31
KG	B0089-PS 282	5,432	15	362.13
KG	B0090-PS 321	3,863	19	203.32
KG	B0092-PS 254	2,319	15	154.60
KG	B0093-JHS 50	5,509	19	289.95
KG	B0094-PS 97	1,860	9	206.67
KG	B0096-PS 234 IS	3,415	27	126.48
KG	B0098-IS 394	2,402	19	126.42
KG	B0101-Hope Gardens Sr Ctr	2,908	12	242.33
KG	B0103-PS 54 New	2,161	15	144.07
KG	B0104-PS 269	5,420	25	216.80
KG	B0106-PS 153	2,765	8	345.63
KG	B0107-Brooklyn Tech HS	3,709	13	285.31
KG	B0109-PS 108	827	9	91.89
KG	B0110-PS 179	4,141	20	207.05
KG	B0112-PS 196	2,058	10	205.80
KG	B0113-PS 17	3,093	18	171.83
KG	B0117-PS 59	3,194	17	187.88
KG	B0119-IS 71 -Juan Morel Campos	7,128	30	237.60
KG	B0120-Atlantic Towers	1,521	15	101.40
KG	B0121-PS 178	1,459	12	121.58
KG	B0125-St. Columba's Church	921	11	83.73
KG	B0126-PS 20	6,094	25	243.76
KG	B0131-PS 152/PS 315	6,781	27	251.15
KG	B0132-PS 101	3,791	18	210.61
KG	B0133-John Jay HS	3,482	18	193.44

County	Poll Site	Voters	Workers	Voters/Worker
KG	B0134-PS 270	5,290	32	165.31
KG	B0135-PS 73	2,650	12	220.83
KG	B0136-PS 384	3,676	19	193.47
KG	B0139-Harway Terrace	894	10	89.40
KG	B0141-William E. Grady CTE High School	1,790	8	223.75
KG	B0142-PS 84	4,397	14	314.07
KG	B0144-PS 193	3,803	26	146.27
KG	B0146-PS 286	1,487	14	106.21
KG	B0147-PS 277	1,074	11	97.64
KG	B0149-Bay Ridge Air Rights	517	6	86.17
KG	B0152-Water View Tower	554	8	69.25
KG	B0153-PS 40	3,049	15	203.27
KG	B0155-L. H. Pink Houses Community Center	3,205	21	152.62
KG	B0157-PS 184	1,948	15	129.87
KG	B0158-Contello Towers#2	538	10	53.80
KG	B0159-Warbasse Bldg 4	579	8	72.38
KG	B0163-PS 304	4,462	27	165.26
KG	B0165-Warbasse Bldg 1C	273	3	91.00
KG	B0166-Urban Assembly School for Law & Justice	2,130	18	118.33
KG	B0167-PS 90	1,373	10	137.30
KG	B0169-Trump Village Bldg 5B1	243	3	81.00
KG	B0170-Trump Village Bldg 6A	283	8	35.38
KG	B0172-Trump Village Bldg 7A	1,025	10	102.50
KG	B0176-Edmonds Center (IS 113)	3,182	13	244.77
KG	B0177-PS 161	4,043	29	139.41
KG	B0179-IS 292	881	12	73.42
KG	B0182-Haber House	593	12	49.42
KG	B0185-PS 1	2,015	16	125.94
KG	B0186-PS 93	4,879	20	243.95
KG	B0187-PS 261	3,963	13	304.85
KG	B0189-PS 132	2,399	12	199.92
KG	B0190-Williams Center	1,203	9	133.67
KG	B0191-PS 19	4,974	21	236.86
KG	B0193-PS 328	2,550	16	159.38
KG	B0195-PS 58	3,128	9	347.56
KG	B0196-Shorefront YM-YWHA	2,316	16	144.75
KG	B0197-PS 188	3,988	25	159.52
KG	B0198-IS 302	2,211	13	170.08
KG	B0203-Seacoast Towers	709	8	88.63
KG	B0205-JHS 51	5,406	21	257.43
KG	B0207-Bay Ridge Towers	266	6	44.33
KG	B0208-PS 216	2,210	12	184.17
KG	B0211-PS 150	719	13	55.31
KG	B0212-PS 8	3,479	6	579.83
KG	B0216-PS 133	3,702	12	308.50

Appendix Cont'd

County	Poll Site	Voters	Workers	Voters/Worker
KG	B0217-James Madison HS	2,370	22	107.73
KG	B0223-PS 158	4,686	25	187.44
KG	B0225-PS 61 IS	3,881	18	215.61
KG	B0226-Bushwick Campus	5,713	65	87.89
KG	B0227-PS 134	410	8	51.25
KG	B0228-PS 136 JHS	631	6	105.17
KG	B0234-PS 11 NEW	4,268	16	266.75
KG	B0235-PS 164	1,582	9	175.78
KG	B0236-PS 223 IS	3,312	21	157.71
KG	B0237-JHS 126	1,606	11	146.00
KG	B0238-PS 29	4,452	13	342.46
KG	B0240-Warbasse Bldg 2A	303	7	43.29
KG	B0241-Sr Citizen Club	1,303	15	86.87
KG	B0242-PS 169	3,387	11	307.91
KG	B0243-PS 131	3,598	25	143.92
KG	B0245-Trump Village Bldg 3A	644	9	71.56
KG	B0246-Hugh Gilroy Sr Ctr	551	13	42.38
KG	B0247-PS 38	1,782	11	162.00
KG	B0249-Trump Village Bldg 4A	288	6	48.00
KG	B0250-PS 320/PS 375	7,568	37	204.54
KG	B0252-Vandalia Ctr	3,564	82	43.46
KG	B0253-PS 192	1,962	9	218.00
KG	B0254-Cypress Hills Comm Ctr	2,923	18	162.39
KG	B0255-PS 208	3,680	18	204.44
KG	B0256-PS 220 JHS	1,726	15	115.07
KG	B0257-Bushwick/Hylan Ctr	1,976	17	116.24
KG	B0258-Bedford Village School (PS 3)	5,713	27	211.59
KG	B0260-PS/IS 262	5,678	22	258.09
KG	B0261-Brightwater's Comm Room	407	10	40.70
KG	B0262-PS 94	2,134	11	194.00
KG	B0263-PS 401	2,558	15	170.53
KG	B0265-PS 753/Brooklyn School for Career Development	2,721	15	181.40
KG	B0266-PS 160	1,640	9	182.22
KG	B0267-PS 10	2,683	18	149.06
KG	B0271-PS 235	2,217	10	221.70
KG	B0272-IS 171	5,336	23	232.00
KG	B0273-PS 121	1,601	11	145.55
KG	B0274-Warbasse Houses Bldg 5C	378	7	54.00
KG	B0275-PS 23	3,968	15	264.53
KG	B0277-PS 13	5,370	29	185.17
KG	B0279-PS/IS 180	2,896	16	181.00
KG	B0282-Glenwood Comm. Ctr.	2,659	22	120.86
KG	B0284-PS 190	2,647	14	189.07
KG	B0286-PS 257	2,230	10	223.00
KG	B0287-Division Housing (Village Comm Rm)	1,384	12	115.33

County	Poll Site	Voters	Workers	Voters/Worker
KG	B0288-PS 506/503/314	3,006	13	231.23
KG	B0289-PS 226	2,693	19	141.74
KG	B0291-PS 92	5,733	23	249.26
KG	B0292-PS 48	1,072	11	97.45
KG	B0293-MS 678 (PS 72)	2,293	13	176.38
KG	B0294-PS 142 JHS	4,883	18	271.28
KG	B0300-PS 227 JHS	3,145	17	185.00
KG	B0301-PS 205	2,452	13	188.62
KG	B0302-Linden Plaza Preservation Bldg 5	2,073	14	148.07
KG	B0303-PS 135	2,422	14	173.00
KG	B0304-PS 127	1,457	3	485.67
KG	B0305-PS 130	1,895	12	157.92
KG	B0306-IS 33	3,730	59	63.22
KG	B0307-PS 62 JHS	4,872	27	180.44
KG	B0312-PS 15 New	2,702	15	180.13
KG	B0313-PS 312	2,912	13	224.00
KG	B0314-PS 170	3,955	20	197.75
KG	B0315-Breukelen Community Center	3,141	15	209.40
KG	B0317-IS 246	4,328	19	227.79
KG	B0320-J.H.S. 259 (William McKinley)	3,106	10	310.60
KG	B0321-Linden Plaza Preservation Bldg 3	2,188	12	182.33
KG	B0323-PS 316	5,477	19	288.26
KG	B0324-Apt. House	767	11	69.73
KG	B0325-PS 224	1,491	15	99.40
KG	B0326-Cooper Ctr	1,492	9	165.78
KG	B0328-PS 446	2,484	11	225.82
KG	B0331-PS 138	2,520	14	180.00
KG	B0332-PS 186	2,191	17	128.88
KG	B0333-PS 151	2,838	11	258.00
KG	B0336-Linden Plaza Preservation Bldg 2	1,607	13	123.62
KG	B0337-PS 221	3,877	18	215.39
KG	B0338-PS 309	3,604	25	144.16
KG	B0339-PS 9 New	4,269	19	224.68
KG	B0340-PS 274	4,983	19	262.26
KG	B0343-PS 201 JHS	4,312	18	239.56
KG	B0345-PS 204	1,346	8	168.25
KG	B0346-PS 5 New	4,344	32	135.75
KG	B0348-Fort Hamilton HS	1,850	52	35.58
KG	B0349-PS 128	4,463	17	262.53
KG	B0354-PS 157	1,851	18	102.83
KG	B0355-PS 185	3,580	9	397.78
KG	B0357-Marien Heim Community Center	1,233	7	176.14
KG	B0362-PS 289	3,506	15	233.73
KG	B0363-Shore Hill Housing	3,535	12	294.58
KG	B0365-Erasmus Hall HS	5,486	20	274.30

Appendix Cont'd

County	Poll Site	Voters	Workers	Voters/Worker
KG	B0367-PS 273	2,542	11	231.09
KG	B0369-Saratoga Square Sr Ctr	2,676	18	148.67
KG	B0371-PS 68 JHS	6,464	93	69.51
KG	B0372-PS 306	3,488	19	183.58
KG	B0374-PS/IS 202	2,273	12	189.42
KG	B0375-IS 96	2,883	10	288.30
KG	B0376-PS 81	3,188	14	227.71
KG	B0378-IS 187	972	15	64.80
KG	B0379-PS 233	3,209	24	133.71
KG	B0380-St. Therese Of Lisieux	869	10	86.90
KG	B0382-PS 177	3,314	23	144.09
KG	B0383-PS 194	2,261	10	226.10
KG	B0384-PS 209	3,470	25	138.80
KG	B0386-PS 249	8,989	45	199.76
KG	B0387-PS 217	4,859	28	173.54
KG	B0388-PS 203	4,840	24	201.67
KG	B0390-PS 115	6,996	26	269.08
KG	B0391-PS 91	2,115	17	124.41
KG	B0394-Vanderveer Church United Methodist Church	762	6	127.00
KG	B0396-PS 27	2,174	12	181.17
KG	B0406-PS 222	2,206	19	116.11
QN	00055-International Tower Senior Center	1,265	15	84.33
QN	00056-PS 303-Academy for Excellence	1,360	9	151.11
QN	00058-PS 16-Nancy DeBenedittis School	1,977	9	219.67
QN	00060-Forest Hills HS	2,482	23	107.91
QN	00062-PS 196-Grand Central Parkway	2,245	21	106.90
QN	00063-PS 47-Chris Galas	633	10	63.30
QN	10134-IS 227	3,717	18	206.50
QN	10135-PS 29-Queens	3,233	19	170.16
QN	10162-Queens Public Library at Kew Gardens Hills	1,167	10	116.70
QN	10185-Queens Public Library at Lefferts	1,340	15	89.33
QN	10201-Florence E Smith Community Center	2,853	12	237.75
QN	10203-St. Sebastian's Catholic Academy	5,626	28	200.93
QN	10206-St Nicholas of Tolentine	2,335	22	106.14
QN	10208-Thomas A. Edison HS	4,830	24	201.25
QN	10220-Holy Cross Church	1,632	16	102.00
QN	10221-PS 223-Lyndon B. Johnson	6,806	29	234.69
QN	10225-Hillcrest HS	595	6	99.17
QN	10287-Young Israel of Far Rockaway	2,999	19	157.84
QN	10343-Boulevard Gardens	802	12	66.83
QN	10453-PS 7-Louis F. Simeone	3,358	26	129.15
QN	10509-PS 15-Jackie Robinson	2,815	16	175.94
QN	10560-PS 79-Francis Lewis	2,608	15	173.87
QN	10561-PS 78	1,160	10	116.00
QN	10566-Renaissance Charter School	3,259	13	250.69

County	Poll Site	Voters	Workers	Voters/Worker
QN	10585-Greater Ridgewood Youth Center	2,660	17	156.47
QN	10589-IS 5-Walter Crowley Intermediate School	715	13	55.00
QN	10608-PS 212	3,440	14	245.71
QN	10609-IS 230	2,111	20	105.55
QN	10731-PS 222-Christopher A.Santora School	5,154	22	234.27
QN	10732-PS 58-School of Heroes	1,995	16	124.69
QN	10733-PS 92-Harry T.Stewart Sr.	2,493	15	166.20
QN	10734-MS 137-America's School of Heroes	1,336	7	190.86
QN	10735-PS 161-Arthur Ashe School	5,140	27	190.37
QN	10736-Young Womens Leadership School-Queens	646	8	80.75
QN	10737-Taiwan Center	793	8	99.13
QN	10738-St. Albans Congregational Church	3,527	17	207.47
QN	10843-Queens Public Library at Forest Hills	1,351	9	150.11
QN	10844-Hillcrest Jewish Center	1,228	17	72.24
QN	10861-PS / IS 270-Gordon Parks School	7,915	31	255.32
QN	10862-PS 239	3,257	15	217.13
QN	10864-PS 234	5,089	27	188.48
QN	10929-Merrick Park Baptist Church	3,115	18	173.06
QN	10961-PS 254-Rosa Parks School	1,899	18	105.50
QN	11041-Mary's Nativity Church	2,419	20	120.95
QN	11104-IS 59-Springfield Gardens	6,050	25	242.00
QN	11110-Immaculate Conception Church	2,481	19	130.58
QN	11112-Information Technology H. S.	2,906	9	322.89
QN	11135-New York Irish Center	691	6	115.17
QN	11152-PS 244-Active Learning Elementary School	2,343	21	111.57
QN	11157-PS 305-Learners & Leaders	2,725	11	247.73
QN	11158-PS 306-NYC Academy for Discovery	2,599	15	173.27
QN	11159-Elmhurst Campus HS	2,827	16	176.69
QN	11164-PS 295	858	9	95.33
QN	11182-Frank Sinatra HS	3,956	20	197.80
QN	11186-Christ Tabernacle Church	2,003	15	133.53
QN	11206-Long Island City HS	2,297	16	143.56
QN	11239-St. Margaret's RC Church	854	9	94.89
QN	11258-Arverne Pilgrim Church	1,566	17	92.12
QN	11369-First Baptist Church Of East Elmhurst	4,809	75	64.12
QN	11372-Queens Public Library at Seaside	1,195	9	132.78
QN	11388-PS 48 William Wordsworth	2,847	14	203.36
QN	11436-Queens Public Library at St. Albans	1,770	11	160.91
QN	11438-Maspeth High School	1,654	14	118.14
QN	11458-Holy Trinity Parish Church	4,443	70	63.47
QN	11490-Academy of the City Charter School	1,407	14	100.50
QN	11498-Church of the Nazarene	2,111	11	191.91
QN	11509-Samaritan/Woodside Sr. Center	2,127	15	141.80
QN	11528-PS 290 - Academy for Scholars	872	9	96.89
QN	11597-High School for Construction Trades	2,820	21	134.29

Appendix Cont'd

County	Poll Site	Voters	Workers	Voters/Worker
QN	11611-Aguilar Gardens Community Room	1,508	10	150.80
QN	11628-Hunter's Point Community Middle School	2,298	10	229.80
QN	11632-Queens Public Library at Elmhurst	1,212	13	93.23
QN	11635-Corona Arts and Sciences Academy	1,258	9	139.78
QN	11636-High School for Arts and Business	2,280	20	114.00
QN	11637-PS 111 - Jacob Blackwell	608	6	101.33
QN	11640-NORC Program Community Room	495	7	70.71
QN	11653-PS 361 - The Woodside Community School	1,993	12	166.08
QN	11654-PS 316 - Queens Explorers Elementary	1,298	11	118.00
QN	11668-IS 78 - Middle School	1,128	8	141.00
QN	11681-Queens Public Library at Ridgewood	765	9	85.00
QN	11686-PS/MS 42 - Robert Vernam School	2,496	12	208.00
QN	11687-PS/IS 314	1,479	18	82.17
QN	11688-PS 182 Samantha Smith	4,226	23	183.74
QN	11742-PS 377	1,206	9	134.00
QN	11745-The Center at Maple Grove	686	10	68.60
QN	11767-Queens Public Library at Lefrak City	1,821	10	182.10
QN	11805-Our Lady of Hope Catholic Academy	1,342	12	111.83
QN	11826-Queens Public Library at East Elmhurst	2,278	12	189.83
QN	11837-PS 376	2,897	16	181.06
QN	Q0004-Dayton Tower West 10200	1,951	14	139.36
QN	Q0005-PS 34-John Harvard	7,469	27	276.63
QN	Q0006-St. Leo Catholic Academy	1,976	7	282.29
QN	Q0007-MS 53 / IS 53 -Brian Piccolo	1,773	11	161.18
QN	Q0009-PS 14-Fairview	2,152	9	239.11
QN	Q0011-PS 108-Captain Vincent G. Fowler	2,843	16	177.69
QN	Q0012-JHS 8-Richard S. Grossley	8,041	32	251.28
QN	Q0013-PS 40-Samuel Huntington	3,817	19	200.89
QN	Q0015-IS 192-The Linden	2,748	10	274.80
QN	Q0016-PS 100-Glen Morris	4,844	23	210.61
QN	Q0017-PS 140-Edward K. Ellington	3,881	20	194.05
QN	Q0023-PS 176	2,624	12	218.67
QN	Q0025-JHS 226-Virgil I. Grissom	7,575	37	204.73
QN	Q0028-PS 121-Queens	4,669	22	212.23
QN	Q0029-PS 354 - The STEM Institute of Queens	3,364	13	258.77
QN	Q0032-PS 129-Patricia Larkin	3,296	16	206.00
QN	Q0033-PS 124-Osmond A Church	1,810	15	120.67
QN	Q0036-PS 55-Maure	2,744	15	182.93
QN	Q0039-MS 72-Catherine & Count Basie	4,062	19	213.79
QN	Q0040-Bland Community Center	2,072	18	115.11
QN	Q0042-PS 164	3,116	14	222.57
QN	Q0044-JHS 202-Robert H. Goddard	2,395	18	133.06
QN	Q0045-PS 171-Peter G. Van Alst	4,620	16	288.75
QN	Q0047-PS 142-Queens Transition Center /Queens Academy	5,686	21	270.76
QN	Q0048-PS 20-John Bowne	4,433	27	164.19

County	Poll Site	Voters	Workers	Voters/Worker
QN	Q0049-Springfield Garden-Excelsior Preparatory HS	5,974	29	206.00
QN	Q0050-PS 50-Talfourd Lawn Elementary School	4,010	21	190.95
QN	Q0051-PS 219-Paul Klapper	1,792	14	128.00
QN	Q0052-JHS 189-Daniel Carter Beard	4,053	24	168.88
QN	Q0053-IS 231-Magnetech 2000	3,353	19	176.47
QN	Q0056-JHS 185-Edward Bleeker	3,843	18	213.50
QN	Q0057-PS 181-Brookfield	3,696	17	217.41
QN	Q0062-PS 193-Alfred J. Kennedy	3,749	17	220.53
QN	Q0063-PS 22-Thomas Jefferson	2,121	17	124.76
QN	Q0064-PS 232-Lindenwood	3,866	22	175.73
QN	Q0071-August Martin HS	3,017	16	188.56
QN	Q0073-PS 168 JHS	1,015	13	78.08
QN	Q0074-PS 163-Flushing Heights	1,718	15	114.53
QN	Q0076-PS 207-Rockwood Park	1,710	16	106.88
QN	Q0077-PS 209-Clearview Gardens	1,070	15	71.33
QN	Q0079-PS 184-Flushing Manor	3,103	15	206.87
QN	Q0082-PS 107-Thomas A Dooley	3,094	17	182.00
QN	Q0084-PS 80-Thurgood Marshall Magnet	4,874	23	211.91
QN	Q0085-PS 32-State Street	2,228	15	148.53
QN	Q0086-PS 173-Fresh Meadows	2,673	14	190.93
QN	Q0087-PS 52-Queens	3,876	17	228.00
QN	Q0088-PS 95-Eastwood	3,561	17	209.47
QN	Q0089-PS 37-Cynthia Jenkins School	1,338	10	133.80
QN	Q0090-PS 169-Bell Academy	5,057	20	252.85
QN	Q0092-PS 36-Saint Albans School	4,588	17	269.88
QN	Q0093-PS 178-Holliswood	2,092	14	149.43
QN	Q0096-PS 118-Lorraine Hansberry	7,121	29	245.55
QN	Q0097-PS 35-Nathaniel Woodhull	5,533	23	240.57
QN	Q0098-PS 26-Rufus King	3,546	27	131.33
QN	Q0099-PS 101-School in the Gardens	4,141	20	207.05
QN	Q0100-PS 130	1,040	12	86.67
QN	Q0102-PS 162-John Golden	2,167	14	154.79
QN	Q0105-PS 134-Hollis	5,932	21	282.48
QN	Q0106-Blessed Trinity Church	1,267	15	84.47
QN	Q0108-Andrew Jackson HS	6,434	26	247.46
QN	Q0109-PS 135-Bellaire School	3,733	19	196.47
QN	Q0111-Queensview Inc.	2,104	13	161.85
QN	Q0112-PS 122-Mamie Fay	4,855	22	220.68
QN	Q0113-Grover Cleveland H.S.	1,506	12	125.50
QN	Q0115-PS 31-Bayside	1,669	16	104.31
QN	Q0116-JHS 109-Jean Nuzzi Intermediate School	5,223	27	193.44
QN	Q0117-PS 41-Crocheron	1,670	12	139.17
QN	Q0118-PS 147-Ronald McNair	2,666	13	205.08
QN	Q0119-PS 188-Kingsburry	2,510	21	119.52
QN	Q0121-PS 84-Steinway	3,401	16	212.56

Appendix Cont'd

County	Poll Site	Voters	Workers	Voters/Worker
QN	Q0124-PS 85-Judge Charles Vallone	8,730	25	349.20
QN	Q0125-Martin Van Buren HS	2,734	23	118.87
QN	Q0126-PS 213-Carl Ullman School	566	11	51.45
QN	Q0127-PS 133-Queens	2,310	16	144.38
QN	Q0128-PS 112-Dutch Kills	3,589	23	156.04
QN	Q0129-PS 186-Castlewood	2,795	16	174.69
QN	Q0130-PS 138-Sunrise	4,513	24	188.04
QN	Q0131-PS 195-William Haberle	4,315	21	205.48
QN	Q0132-PS 104-Bays Water	2,913	16	182.06
QN	Q0134-Lexington School	3,773	20	188.65
QN	Q0136-North Shore Towers	1,245	11	113.18
QN	Q0139-PS 17-Henry David Thoreau	3,344	17	196.71
QN	Q0140-PS 70-Queens	7,226	30	240.87
QN	Q0142-PS 214-Cadwallader Colden	2,624	14	187.43
QN	Q0144-Bayside HS	1,647	16	102.94
QN	Q0145-PS 166-Henry Gradstein	3,941	17	231.82
QN	Q0147-IS 145-Joseph Pulitzer	4,878	24	203.25
QN	Q0148-PS 152-Gwendoline N.Alleyne School	2,250	24	93.75
QN	Q0149-Latimer Gardens Community Center	1,587	12	132.25
QN	Q0151-IS 25-Adrien Block	2,616	14	186.86
QN	Q0152-PS 143-Louis Armstrong	2,919	14	208.50
QN	Q0155-Ravenswood Community Center	2,592	13	199.38
QN	Q0158-St Andrews Avellino School	1,603	9	178.11
QN	Q0159-PS 76-William Hallet	660	8	82.50
QN	Q0160-MS 333-Goldie Maple Academy	1,542	12	128.50
QN	Q0166-PS 199-Maurice A. Fitzgerald	4,110	20	205.50
QN	Q0168-PS 150-Queens	1,761	12	146.75
QN	Q0169-PS 98-Douglaston School	1,467	8	183.38
QN	Q0171-Astoria Community Center	2,457	12	204.75
QN	Q0174-PS 94-David D. Porter	1,061	15	70.73
QN	Q0175-PS 12-James B. Colgate	1,589	18	88.28
QN	Q0176-PS 105-The Bay School	976	8	122.00
QN	Q0178-Beach 41st Street Community Center	1,931	12	160.92
QN	Q0180-Queen of Angels Parish Center	4,570	25	182.80
QN	Q0181-Queens Botanical Gardens	1,742	18	96.78
QN	Q0184-IS 125-Thom J. McCann Woodside	5,142	25	205.68
QN	Q0185-IS 237	3,295	16	205.94
QN	Q0188-Newtown HS	2,652	17	156.00
QN	Q0191-IS 61-Leonardo Da Vinci	2,635	14	188.21
QN	Q0193-JHS 67-Louis Pasteur	1,453	12	121.08
QN	Q0197-PS 215 - Lucretia Mott	8,123	33	246.15
QN	Q0198-PS 11-Kathryn Phelan	2,703	15	180.20
QN	Q0199-PS 13-Clement C. Moore	2,910	15	194.00
QN	Q0200-PS 102-Bayview	2,343	17	137.82
QN	Q0201-PS 177	1,425	12	118.75

County	Poll Site	Voters	Workers	Voters/Worker
QN	Q0202-Benjamin N. Cardozo HS	1,676	14	119.71
QN	Q0203-Ocean Village	1,520	13	116.92
QN	Q0205-PS 120-Queens	1,528	13	117.54
QN	Q0206-Francis Lewis HS	734	12	61.17
QN	Q0209-Big Six Towers, Inc.	1,468	12	122.33
QN	Q0210-PS 81-Jean Paul Richter	4,084	12	340.33
QN	Q0211-PS 153-Maspeth Elem	2,384	13	183.38
QN	Q0213-PS 88-Seneca	4,764	20	238.20
QN	Q0215-Fairview Owners Corp.	376	8	47.00
QN	Q0216-PS 206-Horace Harding School	2,897	25	115.88
QN	Q0217-PS 187/811Q	2,649	20	132.45
QN	Q0219-PS 220-Edward Mandel	1,392	12	116.00
QN	Q0220-PS 71	1,033	6	172.17
QN	Q0222-JHS 157-Stephen A Halsey	3,117	19	164.05
QN	Q0225-PS 175-Lynn Gross Discovery School	2,762	16	172.63
QN	Q0226-PS 46-Alley Pond	2,254	18	125.22
QN	Q0227-PS 174-William Sidney Mount	1,684	16	105.25
QN	Q0228-PS 201-Discovery School for Inquiry & Research	2,405	11	218.64
QN	Q0232-PS 229-Emanuel Kaplan	3,008	17	176.94
QN	Q0233-PS 87-Middle Village	1,542	9	171.33
QN	Q0234-JHS 190-Russell Sage	4,672	20	233.60
QN	Q0237-PS 128-Lorraine Tuzzo,Juniper Valley Elementary	1,680	13	129.23
QN	Q0238-IS 73-Frank Sansivieri	1,460	12	121.67
QN	Q0239-MS 200-Pomonok School & Star Academy	3,142	15	209.47
QN	Q0240-PS 165-Edith K. Bergtraum	2,785	18	154.72
QN	Q0243-Ocean Point	595	8	74.38
QN	Q0246-Dayton Towers East 7400	966	11	87.82
QN	Q0247-IS 119-The Glendale	1,113	12	92.75
QN	Q0248-PS 115-Glen Oaks	2,964	21	141.14
QN	Q0249-PS 2	1,872	8	234.00
QN	Q0250-PS 205-Alexander Graham Bell	2,727	11	247.91
QN	Q0251-PS 69-Jackson Heights	5,842	34	171.82
QN	Q0252-Meadowbrook Apartments	537	9	59.67
QN	Q0254-PS 49-Dorothy Bonawit Kole	2,874	19	151.26
QN	Q0256-Creedmoor Hospital	1,425	76	18.75
QN	Q0257-PS 128-Glen Oaks	3,372	20	168.60
QN	Q0258-Dayton Beach Park 8200	1,678	15	111.87
QN	Q0261-PS 64-Joseph P. Addabbo	5,670	29	195.52
QN	Q0262-PS 99-Kew Gardens	5,606	29	193.31
QN	Q0264-Forest Park Coop	711	12	59.25
QN	Q0266-JHS 217-Robert A. Van Wyck	3,567	20	178.35
QN	Q0269-Queens Public Library at Briarwood	764	11	69.45
QN	Q0270-PS 117-J.Keld / Briarwood School	2,821	10	282.10
QN	Q0271-PS 191-Mayflower	3,493	21	166.33
QN	Q0272-PS 89-Elmhurst	4,186	28	149.50

Appendix Cont'd

County	Poll Site	Voters	Workers	Voters/Worker
QN	Q0273-PS 97-Forest Park	4,521	17	265.94
QN	Q0274-Dayton Beach Park 8600	822	8	102.75
QN	Q0275-PS 54-Hillside	3,277	20	163.85
QN	Q0276-PS 56-Harry Eichler	2,079	14	148.50
QN	Q0277-PS 18-Winchester	1,734	15	115.60
QN	Q0278-PS 90-Horace Mann	2,729	17	160.53
QN	Q0279-Hilltop Village Coop	2,220	9	246.67
QN	Q0280-PS./I.S. 113 Anthony J. Pranzo	1,764	14	126.00
QN	Q0282-PS 82-Hammond	2,688	34	79.06
QN	Q0288-Queens Public Library - Central	1,923	18	106.83
QN	Q0291-PS 63-Old South	1,293	10	129.30
QN	Q0294-PS 60-Woodhaven	4,680	25	187.20
QN	Q0295-PS 33-Edward M. Funk	3,320	20	166.00
QN	Q0296-Queens Public Library at Peninsula	1,022	12	85.17
QN	Q0298-PS 144-Col. Jeromus Remsen	2,862	16	178.88
QN	Q0299-PS 139-Rego Park	4,865	29	167.76
QN	Q0300-JHS 210-Elizabeth Blackwell	842	13	64.77
QN	Q0301-PS 149-Christa McAuliffe	3,771	14	269.36
QN	Q0303-Lefrak City Apartments	2,880	10	288.00
QN	Q0304-PS 62-Chester Park	4,493	24	187.21
QN	Q0307-PS 146-Howard Beach	1,714	16	107.13
QN	Q0309-Queens Public Library at North Forest Park	418	8	52.25
QN	Q0310-PS 19-Marino Jeantet	4,174	19	219.68
QN	Q0314-PS 91-Richard Arkwright	2,088	18	116.00
QN	Q0315-PS 114-Belle Harbor	2,961	14	211.50
QN	Q0318-Queensbridge North Community Center	3,697	18	205.39
QN	Q0321-Redfern Community Center	1,276	9	141.78
RH	00067-IS 61 William A. Morris	4,164	15	277.60
RH	10006-Staten Island Tech HS	3,272	78	41.95
RH	10008-IS 75 Frank D. Paulo	5,675	31	183.06
RH	10010-PS 37	3,141	18	174.50
RH	10012-New Dorp High School	2,786	13	214.31
RH	10013-Saint Christophers Church	1,646	15	109.73
RH	10023-Saint Paul's United Methodist Church	1,403	9	155.89
RH	10027-IS 2 George L. Egbert	2,681	17	157.71
RH	10181-PS 42 Eltingville	6,236	23	271.13
RH	10298-IS 72 Rocco Laurie	3,058	15	203.87
RH	10341-Cent Family Life Ctr	1,857	85	21.85
RH	10417-Holy Rosary Par. Ctr	3,616	22	164.36
RH	10535-The Elks	1,486	17	87.41
RH	10574-PS 20 Port Richmond	1,516	14	108.29
RH	10596-PS 56 The Louis Desario School	4,124	16	257.75
RH	10634-PS 6 Corporal Allan F. Kivlehan School	3,402	23	147.91
RH	10636-PS 22 Graniteville	2,711	20	135.55
RH	10709-The Michael J. Petrides School - Building K Gymnasium	1,013	9	112.56

County	Poll Site	Voters	Workers	Voters/Worker
RH	10858-PS 58 Space Shuttle Columbia School	1,544	15	102.93
RH	11005-Summerfield UMC	3,358	19	176.74
RH	11012-South Beach Community Center	790	10	79.00
RH	11155-The Tides at Charleston	389	9	43.22
RH	11171-PS 65 The Academy of Innovative Learning	1,623	19	85.42
RH	11201-Castleton Hill Moravian Church	2,316	17	136.24
RH	11240-PS 14 Cornelius Vanderbilt	3,154	19	166.00
RH	11259-Richmond Terrace Community Center	877	9	97.44
RH	11292-All Saints Episcopal Church	2,997	18	166.50
RH	11441-On Your Mark Inc.	1,825	16	114.06
RH	11480-PS/IS 48 William G. Wilcox School	3,551	15	236.73
RH	11505-Brighton Heights Reformed Church	2,438	14	174.14
RH	11595-Jerome Parker Campus CSI HS School	1,796	13	138.15
RH	11617-Moore Catholic High School	2,128	12	177.33
RH	11626-Saint Anthony's Church	1,332	17	78.35
RH	11639-Aspen Knolls Community Center	1,242	10	124.20
RH	11645-Richmond Town Library	1,591	9	176.78
RH	11647-PS 62	3,692	16	230.75
RH	11648-Saint Christopher School	1,232	13	94.77
RH	11780-Our Lady Help Of Christians	2,314	79	29.29
RH	11873-Holy Family	2,807	91	30.85
RH	11913-Port Richmond Library	788	7	112.57
RH	S0001-PS 57 Hubert H. Humphrey	4,731	21	225.29
RH	S0004-PS 54 Charles W. Leng	4,302	21	204.86
RH	S0006-IS 27 Anning S. Prall	3,864	27	143.11
RH	S0009-Cassidy / Lafayette Senior Center	838	12	69.83
RH	S0011-PS 69 Daniel D. Tompkins	3,801	16	237.56
RH	S0014-PS 29 Bardwell	1,540	13	118.46
RH	S0017-Cichon Post	2,478	14	177.00
RH	S0020-Stapleton Senior Center	1,088	13	83.69
RH	S0022-PS 13 M.L. Lindemeyer	4,022	21	191.52
RH	S0024-PS 36 Annex	1,476	7	210.86
RH	S0025-Berry Community Center	569	10	56.90
RH	S0026-IS 24 Myra S. Barnes	3,522	16	220.13
RH	S0029-PS 36 J.C. Drumgoole	3,078	13	236.77
RH	S0030-Todt Hill Community Center	658	10	65.80
RH	S0031-Staten Island School of Civic Leadership	3,952	23	171.83
RH	S0032-PS 23 Richmondtown	5,031	20	251.55
RH	S0034-PS 32 The Gifford School	3,896	13	299.69
RH	S0035-PS 53 Bay Terrace	3,214	15	214.27
RH	S0043-PS 52 John C. Thompson	3,080	17	181.18
RH	S0045-Susan E. Wagner High School	4,430	24	184.58
RH	S0046-Walker Park Club	966	9	107.33
RH	S0047-PS 11 Thomas Dongan School	2,737	18	152.06
RH	S0048-PS 55 Henry M. Boehm	5,235	20	261.75

Appendix Cont'd

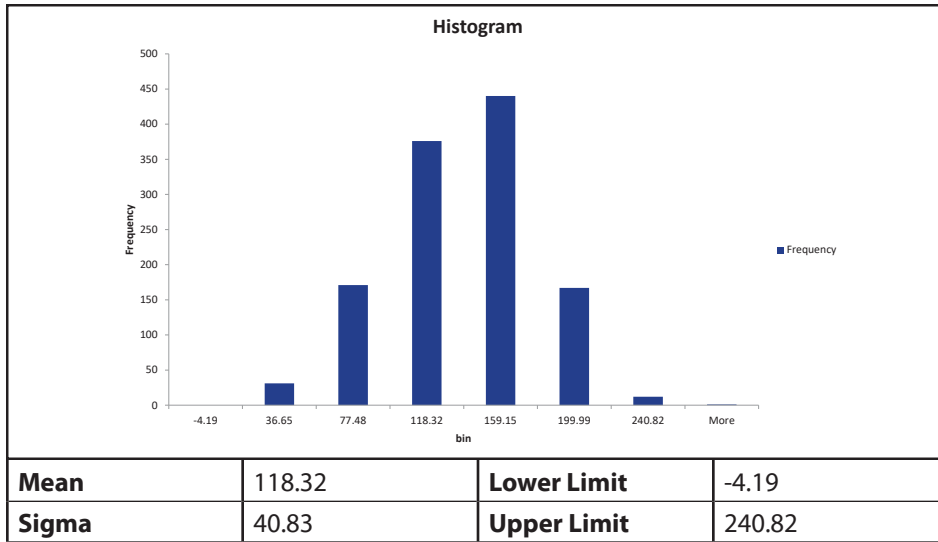
County	Poll Site	Voters	Workers	Voters/ Worker
RH	S0050-PS 31 William T. Davis	1,146	13	88.15
RH	S0052-PS 35 The Clove Valley School	3,248	7	464.00
RH	S0054-New Lane Shores	659	9	73.22
RH	S0055-Staten Island Academy	1,411	10	141.10
RH	S0056-PS 19 The Curtis School	2,493	15	166.20
RH	S0057-PS 44 Thomas C. Brown	4,095	20	204.75
RH	S0058-PS 16 John J. Driscoll	1,609	10	160.90
RH	S0059-PS 3 The Margaret Gioiosa School	4,558	20	227.90
RH	S0061-PS 40	1,558	13	119.85
RH	S0062-PS 50 Frank Hankinson	3,228	25	129.12
RH	S0071-PS 18 John G. Whittier	3,965	17	233.24
RH	S0072-IS 7 Elias Bernstein	2,316	13	178.15
RH	S0073-PS 8 Shirlee Solomon	3,351	86	38.97
RH	S0074-PS 60 Alice Austen	3,088	12	257.33
RH	S0075-PS 4 Maurice Wollin	3,564	12	297.00
RH	S0076-PS 39 Francis J. Murphy Jr.	3,449	17	202.88
RH	S0078-PS 30 Westerleigh	3,869	21	184.24

VOTERS PER WORKER

General Election 2020

11/03/2020

VOTERS PER WORKER General Election 2020 11/03/2020



County	Poll Site	Voters	Workers	Voters/Worker
NY	00007-PS 751	3,349	33	101.48
NY	00009-Bard H.S.E.C.- 97	3,455	30	115.17
NY	00012-Frank McCourt HS	13,960	99	141.01
NY	00013-Westbeth Housing	3,812	30	127.07
NY	00019-HS Fashion Industry	984	20	49.20
NY	00025-PS 206	3,595	27	133.15
NY	00028-PS 52	9,506	65	146.25
NY	10099-Bayard Rustin High School	3,810	34	112.06
NY	10119-Lesbian And Gay Center	4,194	33	127.09
NY	10139-Sirovich Senior Center	3,863	43	89.84
NY	10142-Campos Plaza Community Center	2,949	102	28.91
NY	10147-UTACPT	1,527	24	63.63
NY	10176-HS of Art & Design	17,703	112	158.06
NY	10205-Windsor Tower	1,555	22	70.68
NY	10222-PS 234 (Independence)	8,657	66	131.17
NY	10237-John F Kennedy HS	2,175	24	90.63
NY	10241-Peter Cooper Village	3,228	36	89.67
NY	10251-YM & YWHA (Nagle Ave)	1,754	27	64.96
NY	10261-Hunter College	2,758	21	131.33
NY	10271-IS 218	971	21	46.24
NY	10275-Inwood Tower	1,927	19	101.42
NY	10297-Seward Park I	541	16	33.81
NY	10306-Seward Park II	539	15	35.93
NY	10307-Seward Park III	630	16	39.38

County	Poll Site	Voters	Workers	Voters/Worker
NY	10331-Park Avenue Armory	8,675	58	149.57
NY	10350-Inwood Terrace	1,051	16	65.69
NY	10385-Carver Houses	1,461	16	91.31
NY	10393-Rutgers House	2,151	23	93.52
NY	10401-Lenox Hill Neighborhood House	5,296	33	160.48
NY	10404-Clinton Community Center	1,075	18	59.72
NY	10405-Wadleigh High School	7,675	116	66.16
NY	10407-Henry Brooks Senior House	858	16	53.63
NY	10410-Theater For New City	4,616	41	112.59
NY	10432-Church of St Paul & St Andrew	2,906	34	85.47
NY	10433-Max Meltzer Community Center	1,154	20	57.70
NY	10434-J K Onassis HS	1,885	19	99.21
NY	10440-Oberia Dempsey Center	2,650	26	101.92
NY	10463-Baruch College Campus H.S	7,937	62	128.02
NY	10465-Fashion Institute of Technology	4,051	43	94.21
NY	10516-The Church of St. Anthony of Padua	7,720	146	52.88
NY	10517-PS 217	4,864	38	128.00
NY	10518-Dewitt Clinton Center	2,055	23	89.35
NY	10520-Gen Grant Houses(NYCHA)	1,425	15	95.00
NY	10522-Gen Grant Houses II	1,675	20	83.75
NY	10523-Gen Grant Houses III	805	15	53.67
NY	10524-Yeshiva University-Cardozo School of Law	2,021	18	112.28
NY	10527-Andrew Heiskell Library	2,499	27	92.56
NY	10537-Liberty High School	916	19	48.21
NY	10547-NYU Wash Square Village 2	221	20	11.05
NY	10548-NYU Wash Square Village 3	1,216	18	67.56
NY	10553-Renwick Gardens	3,665	30	122.17
NY	10569-West Side High School	13,815	198	69.77
NY	10577-PS 89	3,758	37	101.57
NY	10593-Master Apartments	703	15	46.87
NY	10611-HS For Leadership	6,109	46	132.80
NY	10612-Confucius Plaza	3,409	41	83.15
NY	10726-River Place 1	4,709	44	107.02
NY	10744-School Of Co-op Education	2,954	30	98.47
NY	10746-PS 48	2,781	26	106.96
NY	10760-St Nicholas Sr Ctr	2,607	21	124.14
NY	10768-Samuels Community Center	5,273	41	128.61
NY	10799-CUNY Graduate and University Center	832	15	55.47
NY	10927-Antler Apartments	1,584	21	75.43
NY	10928-Boricua College	1,922	23	83.57
NY	10932-Baruch College Vertical Campus	7,455	62	120.24
NY	10943-Towers On The Park	1,456	17	85.65
NY	10958-Continental East	887	15	59.13
NY	10993-The Riverside Church of NY	2,871	35	82.03
NY	11095-Eleanor Roosevelt HS	7,596	52	146.08

Appendix Cont'd

County	Poll Site	Voters	Workers	Voters/Worker
NY	11119-Clinton Senior Center	1,050	17	61.76
NY	11161-PS 98	3,776	34	111.06
NY	11169-Martin Luther King Jr. Comm. Ctr.	2,773	24	115.54
NY	11191-Unity Center	3,638	40	90.95
NY	11193-NYU Alumni Hall	839	17	49.35
NY	11194-MS 114	6,098	48	127.04
NY	11197-Boys & Girls Republic	2,643	25	105.72
NY	11220-Park West High School	6,649	57	116.65
NY	11225-PS 276	3,950	34	116.18
NY	11255-UASBYW	4,564	36	126.78
NY	11260-PS 184M	4,034	43	93.81
NY	11261-Gregorio Luperon High School	1,909	19	100.47
NY	11263-21st Century Leadership Academy	6,519	46	141.72
NY	11265-River Crossing	2,424	21	115.43
NY	11270-Grace United Methodist Church	3,571	38	93.97
NY	11287-NYU The Palladium	5,234	44	118.95
NY	11399-Southbridge Tower II	4,976	42	118.48
NY	11455-Stuyvesant Town VIII	1,620	13	124.62
NY	11457-PS 59	7,586	60	126.43
NY	11474-Community Health Academy of The Heights	5,874	43	136.60
NY	11479-Castle Gardens	941	18	52.28
NY	11481-Elias Howe Primary School 51 Manhattan	7,775	68	114.34
NY	11482-Manhattanville Houses	1,586	18	88.11
NY	11483-Manhattanville Houses III	1,554	18	86.33
NY	11485-The River School/PS 281	3,141	34	92.38
NY	11486-Manhattanville Houses II	1,956	22	88.91
NY	11489-Bonifacio Cora Texidor Housing for the Elderly	1,476	17	86.82
NY	11499-PS/MS 278	1,956	22	88.91
NY	11508-The Mirabal Sisters School	4,110	37	111.08
NY	11510-Columbia University Russ Berrie Medical Science Pavilion	772	85	9.08
NY	11511-The Alianza Dominicana Triangle Building	2,622	33	79.45
NY	11517-Wyatt T. Walker Senior Housing	1,700	20	85.00
NY	11518-Salvation Army Harlem Temple Corps Community Center	2,700	29	93.10
NY	11522-HCCI (Harlem Congregation for Community Improvement)	1,717	21	81.76
NY	11523-Stuyvesant Town IX	2,838	22	129.00
NY	11524-Lira Apartments	1,951	20	97.55
NY	11529-PS 452	4,245	40	106.13
NY	11530-Jackie Robinson Recreation Center (Parks)	2,188	27	81.04
NY	11532-PS 185/PS 208	4,834	45	107.42
NY	11533-Isaacs/Johnson Cornerstone	2,786	24	116.08
NY	11577-The Manhattan Psychiatric Center (Meyer Building)	397	5	79.40
NY	11587-The Clinton School for Writers and Artists	6,101	51	119.63
NY	11590-Mary McLeod Bethune Gardens Community Center	872	20	43.60
NY	11592-JHS 56	3,462	98	35.33
NY	11604-EM Moore Housing for the Elderly	1,815	19	95.53

County	Poll Site	Voters	Workers	Voters/Worker
NY	11609-Fort Washington Collegiate Church	4,925	51	96.57
NY	11615-53rd Street Library	2,687	26	103.35
NY	11620-George Washington High School	5,794	45	128.76
NY	11622-Morningside Heights Housing	906	18	50.33
NY	11642-Dream Charter School	3,112	28	111.14
NY	11650-Church of the Holy Apostles	1,359	20	67.95
NY	11657-Lower East Side Girls Club	1,869	20	93.45
NY	11683-Church of the Holy Trinity	2,840	25	113.60
NY	11685-Taino Towers IV	3,940	32	123.13
NY	11690-Hamilton Madison House	5,062	43	117.72
NY	11692-Alfred E. Smith Recreation Center	1,384	16	86.50
NY	11736-Jewish Community Center (Harlem)	951	15	63.40
NY	11740-SUNY Global	658	15	43.87
NY	11747-HCCI (The David & Joyce Dinkins Gardens)	1,068	19	56.21
NY	11748-B'nai Jeshurun	3,893	32	121.66
NY	11763-The New School	1,568	19	82.53
NY	11796-MS 297	5,498	46	119.52
NY	11798-PS 340 (The Sixth Avenue Elementary School)	2,904	29	100.14
NY	11800-Kaufman Music Center	2,304	26	88.62
NY	11870-M.S. Houses	2,286	20	114.30
NY	11872-Bernie Wohl Center	2,101	25	84.04
NY	11917-Ford Foundation	3,574	40	89.35
NY	11918-David Rubenstein Atrium at Lincoln Center	2,558	80	31.98
NY	11940-First Corinthian Baptist Church	986	24	41.08
NY	11942-NYU Wash Square Village 4	1,821	12	151.75
NY	11944-Madison Square Garden Lobby	6,281	157	40.01
NY	M0002-Stuyvesant Town II	1,813	18	100.72
NY	M0009-MS 54 Booker T Washington Middle School	3,618	32	113.06
NY	M0012-Civil Court	2,200	30	73.33
NY	M0013-Norman Thomas High School	4,361	52	83.87
NY	M0014-Find Aid For Aged (Hargrave)	3,652	38	96.11
NY	M0018-PS 169	10,686	70	152.66
NY	M0019-PS 41	10,487	76	137.99
NY	M0023-PS 63	3,149	38	82.87
NY	M0024-PS 2 (Meyer London)	2,860	27	105.93
NY	M0026-PS 36	2,676	31	86.32
NY	M0027-PS 140	3,413	35	97.51
NY	M0028-Esplanade Gardens	3,175	26	122.12
NY	M0032-PS 72	3,718	40	92.95
NY	M0037-Associated Blind	3,516	36	97.67
NY	M0039-YM & YWHA (Lex. Ave)	2,226	23	96.78
NY	M0041-Lincoln Towers	832	15	55.47
NY	M0043-Find Aid For Aged (Hamilton)	4,432	44	100.73
NY	M0044-PS 87	6,306	40	157.65
NY	M0046-PS 130	4,081	54	75.57

Appendix Cont'd

County	Poll Site	Voters	Workers	Voters/Worker
NY	M0049-William O'Shea Campus	4,928	42	117.33
NY	M0050-PS 158	12,956	77	168.26
NY	M0051-PS 133	3,649	39	93.56
NY	M0053-Waterside Plaza	1,179	15	78.60
NY	M0057-Lincoln Towers II	1,940	19	102.11
NY	M0063-158th & Riverside Drive Housing Co. Inc.	2,641	27	97.81
NY	M0064-Jackie Robinson Complex	5,204	128	40.66
NY	M0067-PS 7	8,675	65	133.46
NY	M0068-Lincoln Towers III	1,110	16	69.38
NY	M0070-1619 3rd Avenue	1,550	16	96.88
NY	M0072-PS 163	11,448	84	136.29
NY	M0073-PS 20	6,742	54	124.85
NY	M0078-PS 198	10,688	89	120.09
NY	M0080-Village View Housing	2,495	22	113.41
NY	M0081-PS 175 Henry H. Garnet	8,304	126	65.90
NY	M0082-PS 153	11,104	76	146.11
NY	M0083-Knickerbocker Plaza	5,618	42	133.76
NY	M0084-PS 57	4,442	35	126.91
NY	M0086-Stanley Isaacs Ctr	1,890	15	126.00
NY	M0088-Mott Street Sr Ctr	1,619	22	73.59
NY	M0091-Hamilton Hgts Terrace	878	19	46.21
NY	M0093-PS 132	3,341	32	104.41
NY	M0100-Church Heavenly Rest	3,034	29	104.62
NY	M0105-Harlem Renaissance HS	1,664	17	97.88
NY	M0106-Washington Heights Academy (M366)	8,846	59	149.93
NY	M0107-Lincoln Towers VI	625	12	52.08
NY	M0108-1199 Housing	1,329	17	78.18
NY	M0111-PS 116	8,931	78	114.50
NY	M0114-1199 Housing III	1,200	18	66.67
NY	M0121-Drew Hamilton Houses	6,084	45	135.20
NY	M0122-Riverton Apts	1,582	18	87.89
NY	M0126-Vanderbilt YMCA	2,578	20	128.90
NY	M0128-PS 47(The ASL and English Lower School)	4,443	40	111.08
NY	M0129-Robert Wagner Middle School	13,108	219	59.85
NY	M0132-Riverbend Housing	1,753	18	97.39
NY	M0134-PS 38 or 121	978	27	36.22
NY	M0135-PS 165	10,439	91	114.71
NY	M0140-PS/JHS 117	3,259	30	108.63
NY	M0142-PS 194	5,730	45	127.33
NY	M0143-PS 154	8,269	62	133.37
NY	M0144-Lincoln Square Neighborhood Center	3,504	35	100.11
NY	M0145-PS 189	3,568	32	111.50
NY	M0152-PS 199	10,647	76	140.09
NY	M0155-PS 33	7,727	59	130.97
NY	M0156-Stuyvesant Town IV	2,391	22	108.68

County	Poll Site	Voters	Workers	Voters/Worker
NY	M0157-Grand Street Settlement	887	14	63.36
NY	M0159-Polo Ground Sr Ctr	1,940	17	114.12
NY	M0160-PS 46	2,719	25	108.76
NY	M0166-Lincoln Guild Housing	565	13	43.46
NY	M0169-PS 173	12,225	77	158.77
NY	M0171-PS 290 (Manh New School)	11,722	79	148.38
NY	M0172-PS 134	2,618	30	87.27
NY	M0173-PS 102	4,768	39	122.26
NY	M0175-Gen Grant Houses IV	1,431	21	68.14
NY	M0177-Julia Richman Education Campus	3,950	27	146.30
NY	M0178-East Midtown Plaza	4,181	33	126.70
NY	M0187-Tweed Court	1,828	20	91.40
NY	M0192-IS 70	4,775	43	111.05
NY	M0195-Penn South (Bldg 2B)	1,433	16	89.56
NY	M0198-Penn South (Bldg 8A)	2,115	19	111.32
NY	M0199-PS 187	3,124	28	111.57
NY	M0205-Seward Park IV	1,606	22	73.00
NY	M0212-M Plaza, L.P.	4,196	31	135.35
NY	M0215-PS 149	3,982	37	107.62
NY	M0216-Columbia University Houses	1,048	17	61.65
NY	M0218-PS 183	9,072	65	139.57
NY	M0223-PS 146	2,760	17	162.35
NY	M0224-Yorkville Community School	6,325	50	126.50
NY	M0231-PS 111	9,256	70	132.23
NY	M0232-PS 188 Or 196	5,320	53	100.38
NY	M0234-PS 6	4,998	34	147.00
NY	M0237-PS 53 Or 811	7,982	62	128.74
NY	M0239-East River Housing IV	3,065	31	98.87
NY	M0240-PS 28	5,148	41	125.56
NY	M0244-St Margaret's House	3,349	32	104.66
NY	M0245-PS 3	5,314	41	129.61
NY	M0248-PS 192	9,253	73	126.75
NY	M0255-JHS 143 Eleanor Roosevelt	9,233	115	80.29
NY	M0259-Marble Hill Community Center	2,137	31	68.94
NY	M0262-Stuyvesant Town V	1,852	18	102.89
NY	M0265-NYU Brittan Hall	2,769	30	92.30
NY	M0278-River View Towers, Inc.	1,891	19	99.53
NY	M0280-LaGuardia High School	6,900	54	127.78
NY	M0286-PS 131	3,924	35	112.11
NY	M0287-Holy Rood Church	3,039	30	101.30
NY	M0288-PS 34	3,592	29	123.86
NY	M0289-PS 75	6,266	49	127.88
NY	M0290-Masaryk Towers	2,542	26	97.77
NY	M0300-K'Hal Adath Jeshurun	2,158	26	83.00
NY	M0302-PS 152	5,679	37	153.49

Appendix Cont'd

County	Poll Site	Voters	Workers	Voters/Worker
NY	M0303-Ft Washington Serv For Eld/Riverstone Senior Life Services	8,540	63	135.56
NY	M0317-Charles Hill Tower	1,956	27	72.44
NY	M0319-Rafael Hernandez Houses	1,950	22	88.64
NY	M0324-3333 Broadway	3,644	36	101.22
NY	M0326-JHS 118	11,947	80	149.34
NY	M0334-Village East Towers	2,699	27	99.96
BX	00030-PS 71 Rose E. Scala School	6,137	32	191.78
BX	00036-Pelham Pkwy Community Center	683	18	37.94
BX	10024-Adult Behavioral Health Center	150	20	7.50
BX	10066-PS 163 Arthur A. Schomburg	4,191	26	161.19
BX	10071-Hostos Community College	1,743	23	75.78
BX	10072-MS 203 (PS 183)	4,318	28	154.21
BX	10075-PS 179 (PS 40)	2,950	23	128.26
BX	10078-IS 217 (IS 116) School of Performing Arts	4,504	27	166.81
BX	10087-IS 206 Ann Mersereau	5,785	33	175.30
BX	10090-PS 61 Francisco Oller	1,786	20	89.30
BX	10097-IS 166 Bronx Early College Academy for Teaching & Learning	2,504	22	113.82
BX	10210-PS 119	4,699	32	146.84
BX	10212-Olivet Gospel Assembly	2,352	22	106.91
BX	10312-Millbrook Community Center	2,698	17	158.71
BX	10346-Bronxworks Heights Senior Center	4,801	36	133.36
BX	10354-Mt. Hebron Baptist Church	3,345	29	115.34
BX	10359-PS 306	7,701	44	175.02
BX	10546-PS 15 Institute for Environmental Learning	3,702	18	205.67
BX	10591-Glad Tidings Assembly	3,098	25	123.92
BX	10601-PS 83 Annex	2,984	26	114.77
BX	10603-Eastchester Community Center	2,909	19	153.11
BX	10616-IS 174 Archimedes Academy for Mathematics	3,929	26	151.12
BX	10639-Mark Terrace Apartment Building	1,847	13	142.08
BX	10712-Throggs Neck Senior Center	1,775	16	110.94
BX	10817-St. Mary's Park Community Center	2,680	22	121.82
BX	10859-Gun Hill Community Center	1,146	17	67.41
BX	10949-St. Frances de Chantal Church	3,365	61	55.16
BX	11004-Glebe Avenue Senior Center	2,091	15	139.40
BX	11114-Shakespeare Senior HDFC	2,884	22	131.09
BX	11146-Justice Sonia Sotomayor Community Center	2,881	56	51.45
BX	11151-Holy Rosary Church	5,107	36	141.86
BX	11153-The Arbor	2,241	21	106.71
BX	11172-PS 23 The New Children's School	4,629	28	165.32
BX	11178-Kensington Bldg /Fordham Hill Complex	1,920	15	128.00
BX	11180-PS/MS 194	2,497	22	113.50
BX	11243-Hebrew Institute of Riverdale	6,702	51	131.41
BX	11373-Van Nest Academy-PS/MS 498	2,301	18	127.83
BX	11451-Mitchell Community Center	6,575	35	187.86
BX	11456-PS 189/IS 462-Rosa Parks Educational Campus	1,419	24	59.13

County	Poll Site	Voters	Workers	Voters/Worker
BX	11466-Parkchester South Condominium 18 Metropolitan	3,676	25	147.04
BX	11467-Parkchester North Condominium 1563 Metropolitan	2,745	25	109.80
BX	11496-PS 54	10,284	49	209.88
BX	11582-PS 126	4,334	31	139.81
BX	11682-Mott Haven Campus	1,770	18	98.33
BX	11689-PS 207	5,155	39	132.18
BX	11737-PS 357 Young Voices Academy	3,449	21	164.24
BX	11746-PS/IS 218 Rafael Hernandez	4,768	28	170.29
BX	11751-Saint Luke's Housing	1,888	20	94.40
BX	11757-PS 160 Walt Disney School	3,852	38	101.37
BX	11758-Truman High School	2,898	64	45.28
BX	11791-PS 360	2,998	22	136.27
BX	11839-Holy Family School	3,509	21	167.10
BX	11860-St. Michael's Roman Catholic Church	2,307	27	85.44
BX	11895-Fordham Bedford/Servian Heights LLC	620	11	56.36
BX	11896-Daly 180 HDFC The Phipps E. 180th	1,380	17	81.18
BX	11912-Bailey Rain Senior Center	2,564	15	170.93
BX	11939-Bronxchester Houses	1,126	16	70.38
BX	X0003-PS 6 West Farms	4,431	39	113.62
BX	X0004-JHS 145 Arturo Toscanini	4,427	27	163.96
BX	X0005-PS 66 School of Higher Expectations	9,638	52	185.35
BX	X0006-PS 152 Evergreen	2,647	21	126.05
BX	X0007-Bronx Regional HS	4,349	66	65.89
BX	X0008-PS 73 Bronx	4,655	30	155.17
BX	X0009-JHS 123 James M. Kieran	893	18	49.61
BX	X0013-PS 90 The Family School	7,063	41	172.27
BX	X0014-Edenwald Community Center	4,316	21	205.52
BX	X0015-Highbridge Gardens Community Center	1,536	23	66.78
BX	X0017-PS 108 Philip J. Abinanti	4,417	31	142.48
BX	X0019-Walker Memorial Church Hall	4,612	31	148.77
BX	X0020-MS 143 The Marie Curie School for Health Professions	3,874	24	161.42
BX	X0021-Baychester Community Center	5,324	34	156.59
BX	X0022-PS 132 Garret A. Morgan	3,297	27	122.11
BX	X0023-PS 79 Elem School for Math, Science, and Technology	5,409	30	180.30
BX	X0024-PS 195	7,239	40	180.98
BX	X0025-PS 11 Highbridge	5,288	28	188.86
BX	X0026-PS 63 Author's Academy	3,548	23	154.26
BX	X0027-PS 48 Joseph R. Drake	2,007	18	111.50
BX	X0028-Mott Hall V (James Monroe Annex)	5,695	34	167.50
BX	X0034-PS 78 Anne Hutchinson	8,566	45	190.36
BX	X0035-PS 64 Pura Belpre	6,008	36	166.89
BX	X0037-JHS 80 The Mosholu Parkway	4,714	33	142.85
BX	X0039-PS 93 Albert G. Oliver	4,170	28	148.93
BX	X0041-Sedgwick Community Center	3,490	30	116.33
BX	X0042-JHS 127 The Castle Hill School	4,114	26	158.23

Appendix Cont'd

County	Poll Site	Voters	Workers	Voters/Worker
BX	X0044-Parkchester South 1595 Unionport Road	1,774	13	136.46
BX	X0051-PS 311/481 The Steam Bridge School	5,565	35	159.00
BX	X0052-PS 70 Max Schoenfeld	5,171	37	139.76
BX	X0053-PS 107	4,925	31	158.87
BX	X0055-PS/MS 4 Crotona Park West	706	19	37.16
BX	X0057-1720 Mayflower Terrace	1,534	13	118.00
BX	X0059-Co-Op City Dreiser Loop Community Center Auditorium	7,620	48	158.75
BX	X0062-PS 47 John Randolph	5,315	40	132.88
BX	X0064-Harding Park Community Center	2,841	21	135.29
BX	X0065-PS 44 David C. Farragut	5,379	32	168.09
BX	X0066-PS 102 Joseph O. Loretan	7,200	47	153.19
BX	X0067-PS 28 Mount Hope	3,237	26	124.50
BX	X0068-IS 117 Joseph H. Wade	4,712	30	157.07
BX	X0069-1880 Valentine Ave Community Room	1,099	18	61.06
BX	X0071-MS 390 (PS 26)	4,772	30	159.07
BX	X0072-PS 87	2,983	19	157.00
BX	X0074-Hutchinson River Community Center	1,639	14	117.07
BX	X0075-PS 175 City Island	2,858	23	124.26
BX	X0076-PS 67 Mohegan School	4,153	31	133.97
BX	X0077-Jaime Towers	3,868	27	143.26
BX	X0079-Parkchester South Condominium 2059 McGraw Avenue	1,835	22	83.41
BX	X0080-PS 138 Samuel Randall	5,474	34	161.00
BX	X0081-PS 57 Crescent	6,052	39	155.18
BX	X0082-PS 106	4,954	34	145.71
BX	X0085-Michelangelo Apartments	1,964	20	98.20
BX	X0087-Jonas Bronck Housing	3,765	17	221.47
BX	X0091-William H. Taft High School	5,027	38	132.29
BX	X0092-PS 85 Great Expectations	8,576	49	175.02
BX	X0093-PS 33 Timothy Dwight	9,228	52	177.46
BX	X0095-JHS 135 F.D. Whalen	2,014	19	106.00
BX	X0098-JHS 45 Thomas C. Giordano MS 45	2,241	70	32.01
BX	X0101-IS 144 Michelangelo	5,062	40	126.55
BX	X0103-PS 12 Lewis and Clark School	3,279	24	136.63
BX	X0108-PS 229 Roland Patterson	4,341	28	155.04
BX	X0109-MS 101 Edward R. Byrne	2,593	18	144.06
BX	X0110-PS 121 Throop	4,784	39	122.67
BX	X0111-PS 86 Kingsbridge Heights	9,112	51	178.67
BX	X0112-Melrose IHAD-Literacy	2,167	18	120.39
BX	X0113-Preston High School	2,812	20	140.60
BX	X0116-Parkside Cornerstone	2,457	21	117.00
BX	X0118-PS 8 Issac Varian	6,620	45	147.11
BX	X0121-PS 14 Senator John Calandra	4,132	24	172.17
BX	X0127-Ampere Ave Knights of Columbus Hall	6,115	30	203.83
BX	X0130-Ft. Independence Community Center	2,528	24	105.33
BX	X0131-PS 1 Courtlandt School	3,846	25	153.84

County	Poll Site	Voters	Workers	Voters/Worker
BX	X0132-PS 41 Gun Hill Road	5,767	38	151.76
BX	X0133-PS 56	7,229	42	172.12
BX	X0134-Scott Towers Community Room	504	16	31.50
BX	X0137-Mosholu Montefiore Community Center	3,215	25	128.60
BX	X0138-PS 94 Kings College School	3,937	32	123.03
BX	X0140-Hellenic Orthodox Community Church	1,640	15	109.33
BX	X0141-PS 53 Annex Basheer Quisim	4,253	23	184.91
BX	X0143-PS 113 Globe School for Environmental Research	7,526	40	188.15
BX	X0144-Mott Haven Community Room	1,851	18	102.83
BX	X0147-Parkside Development Community Room	810	17	47.65
BX	X0148-PS 95	6,475	42	154.17
BX	X0149-Tracy Towers Community Room	2,164	24	90.17
BX	X0150-Betances Community Center	4,675	28	166.96
BX	X0152-PS 68 Bronx	5,075	35	145.00
BX	X0153-PS 103 Hector Fontanez	8,116	47	172.68
BX	X0156-PS 19 Judith K. Weiss	4,042	34	118.88
BX	X0157-PS 55 Benjamin Franklin	7,263	39	186.23
BX	X0160-Samuel Gompers HS	1,649	17	97.00
BX	X0161-PS 16 Wakefield	4,750	29	163.79
BX	X0165-Riverpoint Towers Community Room	3,296	33	99.88
BX	X0166-PS 81 Robert J. Christen	7,362	53	138.91
BX	X0167-PS 69 Journey Prep School	4,115	24	171.46
BX	X0168-PS 5 Port Morris	5,251	37	141.92
BX	X0177-PS 96 Richard Rodgers	4,263	30	142.10
BX	X0178-PS 62 Inocencio Casanova	5,280	36	146.67
BX	X0179-MS/HS 141 Riverdale/Kingsbridge Academy	7,525	47	160.11
BX	X0183-PS 32	4,739	34	139.38
BX	X0186-PS 105 Sen Abraham Bernstein	4,939	33	149.67
BX	X0188-IS 74 The Hunts Point School	3,298	25	131.92
BX	X0189-PS 186 Walter J. Damrosch School	4,513	30	150.43
BX	X0190-PS 130 Abram Stevens Hewitt	3,255	23	141.52
BX	X0191-PS/MS 29 Melrose School	2,028	18	112.67
BX	X0192-Concourse Village East	2,696	24	112.33
BX	X0197-Tilden Towers II	2,630	24	109.58
BX	X0201-Bronx County Supreme Court House	6,627	79	83.89
BX	X0203-JHS 131 Albert Einstein	7,334	47	156.04
BX	X0204-PS 333 The Museum School (PS 60)	1,325	18	73.61
BX	X0205-MS 301 (PS 120) Paul L. Dunbar	7,443	39	190.85
BX	X0207-PS 76 The Bennington School	4,588	30	152.93
BX	X0209-PS 150 Charles James Fox	3,224	16	201.50
BX	X0210-Columbus High School	2,361	63	37.48
BX	X0213-PS 146 Edward Collins	4,384	27	162.37
BX	X0214-PS 89 Bronx	3,863	29	133.21
BX	X0215-PS 75	2,956	18	164.22
BX	X0216-Bronx House	1,906	18	105.89

Appendix Cont'd

County	Poll Site	Voters	Workers	Voters/Worker
BX	X0219-Co-Op City Einstein Community Center #3	3,358	34	98.76
BX	X0221-PS 42 Claremont	1,673	18	92.94
BX	X0223-Grace Dodge Vocational HS	3,420	26	131.54
BX	X0224-PS 65 Mother Hale Academy	4,903	33	148.58
BX	X0225-PS 72 Dr. William Dorney	3,882	20	194.10
BX	X0226-Morris HS Academy for Collaborative Studies	2,121	22	96.41
BX	X0229-Edgewater Volunteer Fire House	1,731	16	108.19
BX	X0234-Co-Op City 2049 Bartow Avenue Community Center	4,964	42	118.19
BX	X0235-Locust Point Civic Hall	521	14	37.21
BX	X0237-RIVERDALE -- YMY-WHA	2,197	24	91.54
KG	00037-Barclays Center	3,016	122	24.72
KG	00038-PS 252 JHS	6,254	41	152.54
KG	00039-PS 206	5,750	48	119.79
KG	00043-Friends Field	2,048	24	85.33
KG	00045-Wayside Comm Center	411	22	18.68
KG	00048-PS 52	5,670	40	141.75
KG	00049-Wyckoff Gardens Comm Ctr	4,364	35	124.69
KG	00050-PS 95	3,288	22	149.45
KG	00054-St. Thomas Episcopal Church	2,824	29	97.38
KG	10039-Kings Bay Public Library	912	19	48.00
KG	10040-Tilden HS	3,232	33	97.94
KG	10041-PS 235 Annex	2,257	22	102.59
KG	10043-Unity Plaza Comm Ctr	3,060	26	117.69
KG	10045-Crown Heights Public Library	1,067	18	59.28
KG	10046-Homecrest Public Library	525	22	23.86
KG	10048-PS 329	3,279	30	109.30
KG	10051-Borough Park Public Library	1,554	24	64.75
KG	10052-Telecommunications HS	5,202	42	123.86
KG	10053-PS 377	1,616	24	67.33
KG	10054-IS 291	1,885	18	104.72
KG	10058-IS 390/MS 334/MS 354	5,041	34	148.26
KG	10062-St. Brendan Senior Apartments L.P.	3,084	18	171.33
KG	10068-Boulevard Comm Ctr	1,165	20	58.25
KG	10104-Kings Theatre	4,183	128	32.68
KG	10112-Dance Atlantic Studio	1,698	78	21.77
KG	10114-Ridgewood Sr Center	3,166	28	113.07
KG	10122-Youth Center	3,260	106	30.75
KG	10123-Boro Park YM-YWHA	4,324	32	135.13
KG	10158-Ft Hamilton Public Library	1,137	24	47.38
KG	10160-JASA Sr Ctr	1,868	22	84.91
KG	10172-Sr Center	1,033	19	54.37
KG	10187-Chavis Apartments	942	17	55.41
KG	10216-Agudath Sr Ctr	4,061	28	145.04
KG	10217-St. Marks School	3,238	28	115.64
KG	10247-Citizens For A Better Neighborhood	2,108	16	131.75

County	Poll Site	Voters	Workers	Voters/Worker
KG	10253-IS 88	6,781	59	114.93
KG	10254-McGuinness Sr Ctr	6,945	53	131.04
KG	10256-Vollies Memorial Hall	1,702	19	89.58
KG	10258-Goodwin Sr Ctr	1,784	21	84.95
KG	10268-Kings Plaza	2,016	26	77.54
KG	10284-Jennings Hall Sr Ctr	1,642	19	86.42
KG	10295-Marlborough Gardens	2,861	24	119.21
KG	10319-Kings Bay YM-YWHA	3,931	29	135.55
KG	10325-Stuyvesant Gardens II	2,023	16	126.44
KG	10326-St. Augustine's Episcopal Church	2,593	21	123.48
KG	10333-IS 14	3,704	31	119.48
KG	10366-Mary D's Housing for Seniors	3,599	24	149.96
KG	10437-PS 6	4,506	38	118.58
KG	10443-Stuy-Park Houses	1,311	23	57.00
KG	10450-PS 22	5,185	36	144.03
KG	10550-PS 207 Annex Early Childhood Ctr	4,784	41	116.68
KG	10551-Clara Barton Voc HS	3,342	29	115.24
KG	10556-Plaza Sr Ctr	1,895	25	75.80
KG	10557-Brooklyn Museum	5,123	155	33.05
KG	10580-Taylor Wythe Comm Ctr	7,085	103	68.79
KG	10597-Old Boys HS	4,251	33	128.82
KG	10598-MS 2	3,037	30	101.23
KG	10718-3386 Atlantic Realty LLC	4,418	31	142.52
KG	10784-PS 69	831	21	39.57
KG	10785-Cornerstone Sr Hsng	3,218	32	100.56
KG	10788-O'Dwyer Community Center	1,871	14	133.64
KG	10839-Evergreen Troutman	2,264	19	119.16
KG	10857-Marlboro Comm Ctr	4,226	30	140.87
KG	10931-Noll Street Apartments	5,486	46	119.26
KG	10933-PS 66 IS	2,190	23	95.22
KG	10964-Rheingold Gardens	1,319	20	65.95
KG	10966-St. Francis Church De Paola	3,621	31	116.81
KG	10967-PS 156 IS	5,679	35	162.26
KG	10984-IS 395/PS 109	6,962	41	169.80
KG	11011-PS 397	1,824	23	79.30
KG	11106-God's Battalion Church	3,784	129	29.33
KG	11107-PS 244	4,968	35	141.94
KG	11149-Bishop Boardman Apts	1,370	20	68.50
KG	11170-Sephardic Comm Ctr	2,853	25	114.12
KG	11175-PS 682	5,116	38	134.63
KG	11187-Crown Heights Apts	2,705	19	142.37
KG	11188-Brooklyn Borough Hall	4,271	36	118.64
KG	11190-Penny Yates Apts	2,173	19	114.37
KG	11203-Sr. Lucian Senior Apartments,LP	1,934	20	96.70
KG	11229-Friends of Crown Heights	5,326	41	129.90

Appendix Cont'd

County	Poll Site	Voters	Workers	Voters/Worker
KG	11230-The Joan Snow Pre-K Center	6,000	37	162.16
KG	11231-Medgar Evers	4,818	34	141.71
KG	11237-PS 65	4,056	31	130.84
KG	11244-Downstate SUNY Medical Ctr	1,043	17	61.35
KG	11245-PS 971	1,225	20	61.25
KG	11246-PS 896	2,224	26	85.54
KG	11248-Ocean Hill Comm Ctr	2,333	22	106.05
KG	11249-Cortelyou Public Library	742	18	41.22
KG	11250-Midwood Public Library	1,892	21	90.10
KG	11251-Park Slope Armory YMCA	5,692	134	42.48
KG	11269-Mapleton Public Library	1,898	21	90.38
KG	11280-IS 324	2,874	27	106.44
KG	11286-Carroll Gardens Public Library	1,887	21	89.86
KG	11293-Polish Slavic Culture Center	4,496	42	107.05
KG	11374-Kappa V Campus	3,719	44	84.52
KG	11382-PS 264	6,209	39	159.21
KG	11385-PS 310	2,069	22	94.05
KG	11386-Farragut Comm Ctr	4,676	32	146.13
KG	11404-Arlington Public Library	943	13	72.54
KG	11405-New Lots Public Library	1,029	17	60.53
KG	11406-Williamsburg Comm Ctr	3,885	91	42.69
KG	11407-Macon Public Library	2,906	24	121.08
KG	11408-Kensington Public Library	851	23	37.00
KG	11409-Kings Highway Public Library	995	19	52.37
KG	11410-Sunset Park HS	4,173	40	104.33
KG	11411-Park Slope Public Library	1,726	25	69.04
KG	11412-Flatbush Public Library	1,200	23	52.17
KG	11413-Bushwick Public Library	1,496	18	83.11
KG	11414-Willoughby Sr Ctr	2,800	24	116.67
KG	11417-Top Civic Ctr	3,888	33	117.82
KG	11418-Lenox Road Baptist Church	4,662	29	160.76
KG	11419-St. Edmund Preparatory HS	1,166	20	58.30
KG	11420-Our Lady of Perpetual Help	8,038	122	65.89
KG	11421-IS 391	8,251	51	161.78
KG	11424-District 20 Pre K Ctr.	1,798	24	74.92
KG	11427-New Jerusalem United Methodist Church	1,968	26	75.69
KG	11428-Liberty Houses	1,018	19	53.58
KG	11429-Kingsboro 7th Day Adventist	2,529	25	101.16
KG	11430-Raices Times Plaza Senior Center	863	18	47.94
KG	11431-Flatbush YMCA	6,084	53	114.79
KG	11432-Brooklyn Prospect Charter School	4,436	35	126.74
KG	11433-PS 89	3,023	29	104.24
KG	11440-Joseph A Miccio Community Center	1,084	66	16.42
KG	11442-Carmine Carro Community Center	3,928	35	112.23
KG	11444-Ozzie Wilson Residences Senior Housing	1,845	21	87.86

County	Poll Site	Voters	Workers	Voters/Worker
KG	11445-Hope Gardens Youth Community Center	2,839	29	97.90
KG	11446-New Hope Family Worship	4,783	34	140.68
KG	11447-Betsy Head Pool	2,105	31	67.90
KG	11448-Tilden Community Center	2,832	31	91.35
KG	11449-Christ Church Bay Ridge	4,941	29	170.38
KG	11450-Seth Low Senior Center	3,534	30	117.80
KG	11452-Bishop Ford	4,626	29	159.52
KG	11454-Zvi Dov Roth Academy of Yeshiva Rambam	1,785	34	52.50
KG	11471-PS 331	4,648	29	160.28
KG	11472-Temple Shalom of Flatbush	9,681	49	197.57
KG	11476-Fenimore United Meth. Church	4,556	36	126.56
KG	11477-Boys and Girls High School	2,613	16	163.31
KG	11488-Fort Hamilton Senior Center	4,499	28	160.68
KG	11492-PS 398	6,280	41	153.17
KG	11493-Marlboro Memorial Post	2,855	22	129.77
KG	11501-Community Board 12	2,095	21	99.76
KG	11515-Marien-Heim of Sunset Park	5,093	36	141.47
KG	11521-Merkaz Community Center	2,326	20	116.30
KG	11535-Science Skills Center HS	927	22	42.14
KG	11537-PS 12	5,799	35	165.69
KG	11543-Spring Creek Educational Campus	2,647	22	120.32
KG	11564-Belmont Gardens II	914	17	53.76
KG	11566-Ingersoll Community Center	6,646	53	125.40
KG	11591-Atlantic Terminal Community Center	2,693	23	117.09
KG	11610-Lafayette Gardens Comm. Ctr.	1,370	17	80.59
KG	11612-East Midwood Jewish Center	3,958	27	146.59
KG	11621-Brooklyn College Roosevelt Hall	7,791	50	155.82
KG	11624-St. Francis College	4,464	29	153.93
KG	11625-Cadman Towers 2	1,059	19	55.74
KG	11629-PAL-Wynn Center	3,240	26	124.62
KG	11630-Central Brooklyn Public Library	2,429	28	86.75
KG	11633-Saratoga Village	2,261	108	20.94
KG	11644-Van Dyke Community Ctr.	4,973	116	42.87
KG	11675-Quincy Senior Residences	2,676	28	95.57
KG	11734-IL Centro (Fiao)	1,852	19	97.47
KG	11735-Carey Gardens Community Ctr.	3,639	89	40.89
KG	11752-Cypress Hills Sr Housing Residences	1,136	13	87.38
KG	11793-PS 889	2,020	27	74.81
KG	11794-PS/IS 437	4,374	34	128.65
KG	11795-Flatbush Tompkins Congregational Church	5,267	33	159.61
KG	11797-Coney Island Prep H.S.	2,315	28	82.68
KG	11801-Congregation Beit Hillel of Flatlands	5,719	29	197.21
KG	11808-Weeksville Heritage Center	1,293	20	64.65
KG	11809-Bushwick United Methodist Church	2,398	25	95.92
KG	11869-Muslim American Society Youth Center	3,961	28	141.46

Appendix Cont'd

County	Poll Site	Voters	Workers	Voters/Worker
KG	11871-The Bridge Multicultural Advocacy Project (MCP)	1,033	21	49.19
KG	11885-St. Simon And Jude Church	3,931	31	126.81
KG	11886-Bed Stuy YMCA	795	17	46.76
KG	11889-Prospect Park YMCA	4,838	41	118.00
KG	11890-Dodge YMCA	4,708	30	156.93
KG	11891-Mc Carren Play Center	4,850	34	142.65
KG	11892-Bushwick Inlet Park	2,902	32	90.69
KG	B0001-PS 230	4,275	39	109.62
KG	B0002-Transit Tech HS	2,518	29	86.83
KG	B0003-IS 293	3,429	30	114.30
KG	B0011-Cadman Towers	3,437	29	118.52
KG	B0012-PS 18	2,121	17	124.76
KG	B0014-PS 272	6,987	42	166.36
KG	B0016-PS 26 New	3,092	26	118.92
KG	B0017-PS 181	6,702	44	152.32
KG	B0018-PS 167	3,937	37	106.41
KG	B0019-PS 105	3,290	30	109.67
KG	B0020-PS 251	7,741	42	184.31
KG	B0022-PS 219	4,979	33	150.88
KG	B0023-PS 279	4,587	29	158.17
KG	B0024-PS 276	5,329	43	123.93
KG	B0026-PS 114	5,379	34	158.21
KG	B0027-PS 250	5,983	42	142.45
KG	B0030-PS 189	1,804	17	106.12
KG	B0033-PS 99	6,517	37	176.14
KG	B0034-PS 256	6,494	43	151.02
KG	B0035-Independence Towers Senior Center	3,594	31	115.94
KG	B0037-Crown Gardens Community Center	2,109	22	95.86
KG	B0042-PS 176	3,515	29	121.21
KG	B0046-PS 335	3,092	30	103.07
KG	B0048-PS 195	2,703	18	150.17
KG	B0055-PS 155	2,385	25	95.40
KG	B0056-Patrick E Gorman Housing Co Inc.	2,045	19	107.63
KG	B0057-IS 162	2,846	28	101.64
KG	B0058-PS 229	4,343	35	124.09
KG	B0059-PS 346	5,204	37	140.65
KG	B0060-Bay Academy-IS 98	4,162	27	154.15
KG	B0061-JHS 258	5,039	35	143.97
KG	B0062-Jimerson Houses	870	20	43.50
KG	B0067-William Maxwell HS	1,589	31	51.26
KG	B0069-St. Cecilia	5,536	42	131.81
KG	B0074-Achievement First East New York Middle School	2,997	23	130.30
KG	B0075-PS 243	2,741	22	124.59
KG	B0076-PS 197	4,195	36	116.53
KG	B0077-Ed R Murrow HS	3,071	30	102.37

County	Poll Site	Voters	Workers	Voters/Worker
KG	B0079-Canarsie HS	7,262	42	172.90
KG	B0080-New Utrecht HS	5,119	51	100.37
KG	B0081-PS 238	5,198	28	185.64
KG	B0086-PS 163	3,887	29	134.03
KG	B0087-PS 56 New	3,975	26	152.88
KG	B0088-PS 120	2,121	27	78.56
KG	B0089-PS 282	6,922	48	144.21
KG	B0090-PS 321	4,869	38	128.13
KG	B0092-PS 254	4,070	27	150.74
KG	B0093-JHS 50	6,977	49	142.39
KG	B0094-PS 97	3,533	30	117.77
KG	B0096-PS 234 IS	6,547	54	121.24
KG	B0098-IS 394	3,022	26	116.23
KG	B0101-Hope Gardens Sr Ctr	3,774	28	134.79
KG	B0103-PS 54 New	2,746	30	91.53
KG	B0104-PS 269	6,682	43	155.40
KG	B0106-PS 153	4,181	27	154.85
KG	B0107-Brooklyn Tech HS	4,754	30	158.47
KG	B0109-PS 108	1,079	13	83.00
KG	B0110-PS 179	6,145	46	133.59
KG	B0112-PS 196	2,637	25	105.48
KG	B0113-PS 17	4,301	40	107.53
KG	B0117-PS 59	3,916	26	150.62
KG	B0119-IS 71 -Juan Morel Campos	8,554	56	152.75
KG	B0120-Atlantic Towers	1,769	32	55.28
KG	B0121-PS 178	1,761	21	83.86
KG	B0126-PS 20	7,676	56	137.07
KG	B0131-PS 152/PS 315	8,398	51	164.67
KG	B0132-PS 101	6,377	43	148.30
KG	B0133-John Jay HS	4,415	41	107.68
KG	B0134-PS 270	6,638	51	130.16
KG	B0135-PS 73	3,201	25	128.04
KG	B0136-PS 384	4,766	34	140.18
KG	B0139-Harway Terrace	1,280	15	85.33
KG	B0141-William E. Grady CTE High School	3,477	22	158.05
KG	B0142-PS 84	6,221	47	132.36
KG	B0144-PS 193	5,990	39	153.59
KG	B0146-PS 286	3,017	22	137.14
KG	B0147-PS 277	2,504	22	113.82
KG	B0149-Bay Ridge Air Rights	913	21	43.48
KG	B0152-Water View Tower	715	14	51.07
KG	B0153-PS 40	3,751	29	129.34
KG	B0155-L. H. Pink Houses Community Center	3,947	29	136.10
KG	B0157-PS 184	2,355	23	102.39
KG	B0158-Contello Towers#2	706	26	27.15

Appendix Cont'd

County	Poll Site	Voters	Workers	Voters/Worker
KG	B0159-Warbasse Bldg 4	1,344	22	61.09
KG	B0163-PS 304	5,569	33	168.76
KG	B0165-Warbasse Bldg 1C	664	16	41.50
KG	B0166-Urban Assembly School for Law & Justice	3,015	44	68.52
KG	B0167-PS 90	3,025	25	121.00
KG	B0169-Trump Village Bldg 5B1	627	14	44.79
KG	B0170-Trump Village Bldg 6A	703	12	58.58
KG	B0172-Trump Village Bldg 7A	2,341	19	123.21
KG	B0176-Edmonds Center (IS 113)	3,862	33	117.03
KG	B0177-PS 161	5,779	37	156.19
KG	B0179-IS 292	1,084	21	51.62
KG	B0182-Haber House	836	18	46.44
KG	B0185-PS 1	2,849	32	89.03
KG	B0186-PS 93	5,917	31	190.87
KG	B0187-PS 261	5,167	35	147.63
KG	B0189-PS 132	3,384	29	116.69
KG	B0190-Williams Center	1,427	19	75.11
KG	B0191-PS 19	6,118	50	122.36
KG	B0193-PS 328	3,208	25	128.32
KG	B0195-PS 58	4,142	31	133.61
KG	B0196-Shorefront YM-YWHA	5,386	35	153.89
KG	B0197-PS 188	6,337	38	166.76
KG	B0198-IS 302	2,918	30	97.27
KG	B0203-Seacoast Towers	1,882	15	125.47
KG	B0205-JHS 51	6,970	46	151.52
KG	B0207-Bay Ridge Towers	506	17	29.76
KG	B0208-PS 216	3,155	25	126.20
KG	B0211-PS 150	915	18	50.83
KG	B0212-PS 8	4,799	32	149.97
KG	B0216-PS 133	3,787	32	118.34
KG	B0217-James Madison HS	4,683	35	133.80
KG	B0223-PS 158	5,900	41	143.90
KG	B0225-PS 61 IS	4,974	32	155.44
KG	B0226-Bushwick Campus	3,644	96	37.96
KG	B0227-PS 134	679	15	45.27
KG	B0228-PS 136 JHS	844	19	44.42
KG	B0234-PS 11 NEW	5,091	35	145.46
KG	B0235-PS 164	2,339	25	93.56
KG	B0236-PS 223 IS	5,054	39	129.59
KG	B0237-JHS 126	2,328	22	105.82
KG	B0238-PS 29	5,779	39	148.18
KG	B0240-Warbasse Bldg 2A	746	12	62.17
KG	B0241-Sr Citizen Club	1,557	20	77.85
KG	B0242-PS 169	5,272	36	146.44
KG	B0243-PS 131	5,774	47	122.85

County	Poll Site	Voters	Workers	Voters/Worker
KG	B0245-Trump Village Bldg 3A	1,599	17	94.06
KG	B0246-Hugh Gilroy Sr Ctr	670	22	30.45
KG	B0247-PS 38	2,343	21	111.57
KG	B0249-Trump Village Bldg 4A	698	12	58.17
KG	B0250-PS 320/PS 375	9,074	63	144.03
KG	B0252-Vandalia Ctr	4,517	139	32.50
KG	B0253-PS 192	3,204	22	145.64
KG	B0254-Cypress Hills Comm Ctr	3,643	27	134.93
KG	B0255-PS 208	4,396	37	118.81
KG	B0256-PS 220 JHS	3,095	28	110.54
KG	B0257-Bushwick/Hylan Ctr	2,418	23	105.13
KG	B0258-Bedford Village School (PS 3)	6,957	47	148.02
KG	B0260-PS/IS 262	6,862	37	185.46
KG	B0261-Brightwater's Comm Room	1,055	16	65.94
KG	B0262-PS 94	3,625	35	103.57
KG	B0263-PS 401	3,248	29	112.00
KG	B0265-PS 753/Brooklyn School for Career Development	1,332	19	70.11
KG	B0266-PS 160	3,081	29	106.24
KG	B0267-PS 10	3,515	44	79.89
KG	B0271-PS 235	2,697	20	134.85
KG	B0272-IS 171	7,350	42	175.00
KG	B0273-PS 121	2,969	27	109.96
KG	B0274-Warbasse Houses Bldg 5C	812	12	67.67
KG	B0275-PS 23	5,007	32	156.47
KG	B0277-PS 13	4,880	33	147.88
KG	B0279-PS/IS 180	5,094	27	188.67
KG	B0282-Glenwood Comm. Ctr.	3,192	32	99.75
KG	B0284-PS 190	3,267	19	171.95
KG	B0286-PS 257	2,824	26	108.62
KG	B0287-Division Housing (Village Comm Rm)	1,746	16	109.13
KG	B0288-PS 506/503/314	4,440	40	111.00
KG	B0289-PS 226	5,183	49	105.78
KG	B0291-PS 92	7,058	50	141.16
KG	B0292-PS 48	2,133	21	101.57
KG	B0293-MS 678 (PS 72)	2,823	25	112.92
KG	B0294-PS 142 JHS	6,666	51	130.71
KG	B0300-PS 227 JHS	6,123	43	142.40
KG	B0301-PS 205	4,699	32	146.84
KG	B0302-Linden Plaza Preservation Bldg 5	2,663	26	102.42
KG	B0303-PS 135	2,938	26	113.00
KG	B0304-PS 127	2,006	17	118.00
KG	B0305-PS 130	2,706	26	104.08
KG	B0306-IS 33	4,635	110	42.14
KG	B0307-PS 62 JHS	7,360	54	136.30
KG	B0312-PS 15 New	3,466	31	111.81

Appendix Cont'd

County	Poll Site	Voters	Workers	Voters/Worker
KG	B0313-PS 312	5,039	30	167.97
KG	B0314-PS 170	5,407	34	159.03
KG	B0315-Breukelen Community Center	3,810	28	136.07
KG	B0317-IS 246	3,212	21	152.95
KG	B0320-J.H.S. 259 (William McKinley)	4,590	27	170.00
KG	B0321-Linden Plaza Preservation Bldg 3	2,672	32	83.50
KG	B0323-PS 316	6,585	42	156.79
KG	B0324-Apt. House	991	17	58.29
KG	B0325-PS 224	1,865	24	77.71
KG	B0326-Cooper Ctr	1,875	20	93.75
KG	B0328-PS 446	3,091	25	123.64
KG	B0331-PS 138	3,046	31	98.26
KG	B0332-PS 186	4,146	29	142.97
KG	B0333-PS 151	3,619	29	124.79
KG	B0336-Linden Plaza Preservation Bldg 2	1,946	21	92.67
KG	B0337-PS 221	5,475	32	171.09
KG	B0338-PS 309	2,700	26	103.85
KG	B0339-PS 9 New	5,290	39	135.64
KG	B0340-PS 274	6,870	44	156.14
KG	B0343-PS 201 JHS	5,846	36	162.39
KG	B0345-PS 204	2,104	19	110.74
KG	B0346-PS 5 New	5,237	38	137.82
KG	B0348-Fort Hamilton HS	2,483	86	28.87
KG	B0349-PS 128	6,738	42	160.43
KG	B0354-PS 157	2,290	29	78.97
KG	B0355-PS 185	4,973	31	160.42
KG	B0357-Marien Heim Community Center	2,162	22	98.27
KG	B0362-PS 289	4,163	31	134.29
KG	B0363-Shore Hill Housing	4,768	39	122.26
KG	B0365-Erasmus Hall HS	6,789	43	157.88
KG	B0367-PS 273	3,031	23	131.78
KG	B0369-Saratoga Square Sr Ctr	2,385	24	99.38
KG	B0371-PS 68 JHS	7,755	116	66.85
KG	B0372-PS 306	4,225	31	136.29
KG	B0374-PS/IS 202	2,843	9	315.89
KG	B0375-IS 96	5,286	35	151.03
KG	B0376-PS 81	3,978	32	124.31
KG	B0378-IS 187	1,943	20	97.15
KG	B0379-PS 233	3,799	33	115.12
KG	B0380-St. Therese Of Lisieux	1,042	20	52.10
KG	B0382-PS 177	5,772	38	151.89
KG	B0383-PS 194	3,708	27	137.33
KG	B0384-PS 209	5,653	33	171.30
KG	B0386-PS 249	9,615	57	168.68
KG	B0387-PS 217	6,886	48	143.46

County	Poll Site	Voters	Workers	Voters/Worker
KG	B0388-PS 203	6,151	44	139.80
KG	B0390-PS 115	8,707	51	170.73
KG	B0391-PS 91	2,755	21	131.19
KG	B0394-Vanderveer Church United Methodist Church	943	19	49.63
KG	B0396-PS 27	2,792	25	111.68
KG	B0406-PS 222	4,517	31	145.71
QN	00055-International Tower Senior Center	1,738	21	82.76
QN	00056-PS 303-Academy for Excellence	2,197	16	137.31
QN	00058-PS 16-Nancy DeBenedittis School	2,921	17	171.82
QN	00060-Forest Hills HS	4,284	36	119.00
QN	00062-PS 196-Grand Central Parkway	3,764	33	114.06
QN	00063-PS 47-Chris Galas	1,490	17	87.65
QN	10134-IS 227	5,456	32	170.50
QN	10135-PS 29-Queens	5,954	40	148.85
QN	10162-Queens Public Library at Kew Gardens Hills	1,856	19	97.68
QN	10185-Queens Public Library at Lefferts	2,086	22	94.82
QN	10201-Florence E Smith Community Center	3,832	21	182.48
QN	10203-St. Sebastian's Catholic Academy	9,010	56	160.89
QN	10206-St Nicholas of Tolentine	3,928	34	115.53
QN	10208-Thomas A. Edison HS	7,201	45	160.02
QN	10220-Holy Cross Church	3,241	27	120.04
QN	10221-PS 223-Lyndon B. Johnson	8,550	50	171.00
QN	10225-Hillcrest HS	865	15	57.67
QN	10287-Young Israel of Far Rockaway	4,732	23	205.74
QN	10343-Boulevard Gardens	1,173	18	65.17
QN	10453-PS 7-Louis F. Simeone	5,732	45	127.38
QN	10509-PS 15-Jackie Robinson	3,307	30	110.23
QN	10560-PS 79-Francis Lewis	5,368	37	145.08
QN	10561-PS 78	1,830	20	91.50
QN	10566-Renaissance Charter School	4,579	32	143.09
QN	10585-Greater Ridgewood Youth Center	4,242	31	136.84
QN	10589-IS 5-Walter Crowley Intermediate School	1,305	24	54.38
QN	10608-PS 212	5,055	33	153.18
QN	10609-IS 230	3,169	41	77.29
QN	10731-PS 222-Christopher A.Santora School	7,417	46	161.24
QN	10732-PS 58-School of Heroes	3,740	28	133.57
QN	10733-PS 92-Harry T.Stewart Sr.	3,294	26	126.69
QN	10734-MS 137-America's School of Heroes	2,271	15	151.40
QN	10735-PS 161-Arthur Ashe School	7,710	39	197.69
QN	10736-Young Womens Leadership School-Queens	917	16	57.31
QN	10737-Taiwan Center	1,384	17	81.41
QN	10738-St. Albans Congregational Church	5,229	35	149.40
QN	10843-Queens Public Library at Forest Hills	2,255	20	112.75
QN	10844-Hillcrest Jewish Center	2,554	25	102.16
QN	10861-PS / IS 270-Gordon Parks School	8,440	45	187.56

Appendix Cont'd

County	Poll Site	Voters	Workers	Voters/Worker
QN	10862-PS 239	4,743	31	153.00
QN	10864-PS 234	7,536	47	160.34
QN	10929-Merrick Park Baptist Church	3,770	27	139.63
QN	10961-PS 254-Rosa Parks School	3,004	32	93.88
QN	11041-Mary's Nativity Church	4,488	37	121.30
QN	11104-IS 59-Springfield Gardens	7,275	44	165.34
QN	11110-Immaculate Conception Church	3,571	34	105.03
QN	11112-Information Technology H. S.	4,482	30	149.40
QN	11135-New York Irish Center	1,096	17	64.47
QN	11152-PS 244-Active Learning Elementary School	3,966	33	120.18
QN	11157-PS 305-Learners & Leaders	4,151	27	153.74
QN	11158-PS 306-NYC Academy for Discovery	4,116	34	121.06
QN	11159-Elmhurst Campus HS	4,415	31	142.42
QN	11164-PS 295	1,247	19	65.63
QN	11182-Frank Sinatra HS	5,947	40	148.68
QN	11186-Christ Tabernacle Church	3,710	28	132.50
QN	11206-Long Island City HS	3,465	29	119.48
QN	11209-PS 43	3,476	26	133.69
QN	11239-St. Margaret's RC Church	1,860	16	116.25
QN	11258-Arverne Pilgrim Church	2,118	22	96.27
QN	11369-First Baptist Church Of East Elmhurst	6,314	84	75.17
QN	11372-Queens Public Library at Seaside	2,211	14	157.93
QN	11388-PS 48 William Wordsworth	3,676	18	204.22
QN	11436-Queens Public Library at St. Albans	2,109	17	124.06
QN	11438-Maspeth High School	3,459	30	115.30
QN	11458-Holy Trinity Parish Church	5,296	101	52.44
QN	11490-Academy of the City Charter School	2,342	24	97.58
QN	11498-Church of the Nazarene	2,747	22	124.86
QN	11509-Samaritan/Woodside Sr. Center	2,937	22	133.50
QN	11528-PS 290 - Academy for Scholars	1,498	18	83.22
QN	11597-High School for Construction Trades	4,324	36	120.11
QN	11611-Aguilar Gardens Community Room	2,144	19	112.84
QN	11628-Hunter's Point Community Middle School	3,548	24	147.83
QN	11632-Queens Public Library at Elmhurst	2,176	20	108.80
QN	11635-Corona Arts and Sciences Academy	1,903	16	118.94
QN	11636-High School for Arts and Business	3,203	30	106.77
QN	11637-PS 111 - Jacob Blackwell	952	14	68.00
QN	11640-NORC Program Community Room	747	14	53.36
QN	11652-Ridgewood YMCA	3,095	25	123.80
QN	11653-PS 361 - The Woodside Community School	3,108	31	100.26
QN	11654-PS 316 - Queens Explorers Elementary	1,957	14	139.79
QN	11668-IS 78 - Middle School	1,961	17	115.35
QN	11681-Queens Public Library at Ridgewood	1,275	19	67.11
QN	11686-PS/MS 42 - Robert Vernam School	3,150	18	175.00
QN	11687-PS/IS 314	2,031	32	63.47

County	Poll Site	Voters	Workers	Voters/Worker
QN	11688-PS 182 Samantha Smith	5,685	38	149.61
QN	11742-PS 377	2,229	12	185.75
QN	11745-The Center at Maple Grove	1,041	13	80.08
QN	11767-Queens Public Library at Lefrak City	2,455	17	144.41
QN	11805-Our Lady of Hope Catholic Academy	3,145	31	101.45
QN	11826-Queens Public Library at East Elmhurst	3,235	21	154.05
QN	11837-PS 376	5,449	35	155.69
QN	11964-Hansung Church	1,291	16	80.69
QN	Q0004-Dayton Tower West 10200	3,175	21	151.19
QN	Q0005-PS 34-John Harvard	9,434	48	196.54
QN	Q0006-St. Leo Catholic Academy	2,937	25	117.48
QN	Q0007-MS 53 / IS 53 -Brian Piccolo	2,683	19	141.21
QN	Q0009-PS 14-Fairview	3,131	27	115.96
QN	Q0011-PS 108-Captain Vincent G. Fowler	4,294	38	113.00
QN	Q0012-JHS 8-Richard S. Grossley	8,038	46	174.74
QN	Q0013-PS 40-Samuel Huntington	4,759	26	183.04
QN	Q0015-IS 192-The Linden	3,278	18	182.11
QN	Q0016-PS 100-Glen Morris	7,229	43	168.12
QN	Q0017-PS 140-Edward K. Ellington	5,863	36	162.86
QN	Q0023-PS 176	4,192	25	167.68
QN	Q0025-JHS 226-Virgil I. Grissom	11,223	62	181.02
QN	Q0028-PS 121-Queens	6,231	34	183.26
QN	Q0029-PS 354 - The STEM Institute of Queens	3,942	30	131.40
QN	Q0032-PS 129-Patricia Larkin	6,420	33	194.55
QN	Q0033-PS 124-Osmond A Church	2,457	19	129.32
QN	Q0036-PS 55-Maure	3,932	40	98.30
QN	Q0039-MS 72-Catherine & Count Basie	4,601	32	143.78
QN	Q0040-Bland Community Center	3,397	25	135.88
QN	Q0042-PS 164	5,381	31	173.58
QN	Q0044-JHS 202-Robert H. Goddard	3,936	34	115.76
QN	Q0045-PS 171-Peter G. Van Alst	7,197	47	153.13
QN	Q0047-PS 142-Queens Transition Center /Queens Academy	7,270	41	177.32
QN	Q0048-PS 20-John Bowne	7,465	47	158.83
QN	Q0049-Springfield Garden-Excelsior Preparatory HS	7,098	40	177.45
QN	Q0050-PS 50-Talfourd Lawn Elementary School	5,458	35	155.94
QN	Q0051-PS 219-Paul Klapper	3,408	31	109.94
QN	Q0052-JHS 189-Daniel Carter Beard	6,923	37	187.11
QN	Q0053-IS 231-Magnetech 2000	4,022	28	143.64
QN	Q0056-JHS 185-Edward Bleeker	7,328	45	162.84
QN	Q0057-PS 181-Brookfield	4,505	29	155.34
QN	Q0062-PS 193-Alfred J. Kennedy	8,319	42	198.07
QN	Q0063-PS 22-Thomas Jefferson	5,395	35	154.14
QN	Q0064-PS 232-Lindenwood	6,718	39	172.26
QN	Q0071-August Martin HS	3,629	29	125.14
QN	Q0073-PS 168 JHS	1,888	21	89.90

Appendix Cont'd

County	Poll Site	Voters	Workers	Voters/Worker
QN	Q0074-PS 163-Flushing Heights	3,168	31	102.19
QN	Q0076-PS 207-Rockwood Park	4,706	31	151.81
QN	Q0077-PS 209-Clearview Gardens	2,094	22	95.18
QN	Q0079-PS 184-Flushing Manor	6,799	41	165.83
QN	Q0082-PS 107-Thomas A Dooley	5,774	44	131.23
QN	Q0084-PS 80-Thurgood Marshall Magnet	5,804	38	152.74
QN	Q0085-PS 32-State Street	4,458	26	171.46
QN	Q0086-PS 173-Fresh Meadows	5,070	32	158.44
QN	Q0087-PS 52-Queens	4,774	33	144.67
QN	Q0088-PS 95-Eastwood	5,321	27	197.07
QN	Q0089-PS 37-Cynthia Jenkins School	1,583	16	98.94
QN	Q0090-PS 169-Bell Academy	8,559	56	152.84
QN	Q0092-PS 36-Saint Albans School	5,425	31	175.00
QN	Q0093-PS 178-Holliswood	3,560	29	122.76
QN	Q0096-PS 118-Lorraine Hansberry	8,702	49	177.59
QN	Q0097-PS 35-Nathaniel Woodhull	7,809	49	159.37
QN	Q0098-PS 26-Rufus King	5,925	45	131.67
QN	Q0099-PS 101-School in the Gardens	7,150	49	145.92
QN	Q0100-PS 130	1,886	23	82.00
QN	Q0102-PS 162-John Golden	4,173	28	149.04
QN	Q0105-PS 134-Hollis	7,344	39	188.31
QN	Q0106-Blessed Trinity Church	3,486	27	129.11
QN	Q0108-Andrew Jackson HS	7,686	35	219.60
QN	Q0109-PS 135-Bellaire School	5,302	34	155.94
QN	Q0111-Queensview Inc.	3,239	24	134.96
QN	Q0112-PS 122-Mamie Fay	7,152	44	162.55
QN	Q0113-Grover Cleveland H.S.	2,556	22	116.18
QN	Q0115-PS 31-Bayside	3,113	31	100.42
QN	Q0116-JHS 109-Jean Nuzzi Intermediate School	7,642	44	173.68
QN	Q0117-PS 41-Crocheron	3,519	30	117.30
QN	Q0118-PS 147-Ronald McNair	3,200	22	145.45
QN	Q0119-PS 188-Kingsburry	4,515	37	122.03
QN	Q0121-PS 84-Steinway	5,470	39	140.26
QN	Q0124-PS 85-Judge Charles Vallone	13,016	76	171.26
QN	Q0125-Martin Van Buren HS	4,261	47	90.66
QN	Q0126-PS 213-Carl Ullman School	1,081	15	72.07
QN	Q0127-PS 133-Queens	4,011	27	148.56
QN	Q0128-PS 112-Dutch Kills	5,461	35	156.03
QN	Q0129-PS 186-Castlewood	4,662	36	129.50
QN	Q0130-PS 138-Sunrise	5,684	35	162.40
QN	Q0131-PS 195-William Haberle	5,300	34	155.88
QN	Q0132-PS 104-Bays Water	4,107	22	186.68
QN	Q0134-Lexington School	5,911	40	147.78
QN	Q0136-North Shore Towers	1,850	19	97.37
QN	Q0139-PS 17-Henry David Thoreau	4,893	28	174.75

County	Poll Site	Voters	Workers	Voters/Worker
QN	Q0140-PS 70-Queens	11,428	69	165.62
QN	Q0142-PS 214-Cadwallader Colden	4,445	39	113.97
QN	Q0144-Bayside HS	3,328	23	144.70
QN	Q0145-PS 166-Henry Gradstein	5,990	42	142.62
QN	Q0147-IS 145-Joseph Pulitzer	7,248	49	147.92
QN	Q0148-PS 152-Gwendoline N.Alleyne School	3,625	38	95.39
QN	Q0149-Latimer Gardens Community Center	2,440	23	106.09
QN	Q0151-IS 25-Adrien Block	5,163	35	147.51
QN	Q0152-PS 143-Louis Armstrong	4,187	26	161.04
QN	Q0155-Ravenswood Community Center	3,204	23	139.30
QN	Q0159-PS 76-William Hallet	1,038	12	86.50
QN	Q0160-MS 333-Goldie Maple Academy	1,918	20	95.90
QN	Q0166-PS 199-Maurice A. Fitzgerald	6,297	41	153.59
QN	Q0168-PS 150-Queens	2,613	27	96.78
QN	Q0169-PS 98-Douglaston School	3,170	26	121.92
QN	Q0171-Astoria Community Center	3,235	21	154.05
QN	Q0174-PS 94-David D. Porter	2,016	18	112.00
QN	Q0175-PS 12-James B. Colgate	2,680	36	74.44
QN	Q0176-PS 105-The Bay School	1,231	17	72.41
QN	Q0178-Beach 41st Street Community Center	2,429	21	115.67
QN	Q0180-Queen of Angels Parish Center	6,744	44	153.27
QN	Q0181-Queens Botanical Gardens	3,099	28	110.68
QN	Q0184-IS 125-Thom J. McCann Woodside	7,641	48	159.19
QN	Q0185-IS 237	5,401	46	117.41
QN	Q0188-Newtown HS	4,567	43	106.21
QN	Q0191-IS 61-Leonardo Da Vinci	3,695	25	147.80
QN	Q0193-JHS 67-Louis Pasteur	3,133	22	142.41
QN	Q0197-PS 215 - Lucretia Mott	7,308	41	178.24
QN	Q0198-PS 11-Kathryn Phelan	4,160	28	148.57
QN	Q0199-PS 13-Clement C. Moore	4,894	31	157.87
QN	Q0200-PS 102-Bayview	4,221	31	136.16
QN	Q0201-PS 177	2,705	24	112.71
QN	Q0202-Benjamin N. Cardozo HS	3,295	30	109.83
QN	Q0203-Ocean Village	1,885	16	117.81
QN	Q0205-PS 120-Queens	2,857	24	119.04
QN	Q0206-Francis Lewis HS	1,409	20	70.45
QN	Q0209-Big Six Towers, Inc.	2,448	20	122.40
QN	Q0210-PS 81-Jean Paul Richter	5,947	38	156.50
QN	Q0211-PS 153-Maspeth Elem	4,687	29	161.62
QN	Q0213-PS 88-Seneca	5,137	28	183.46
QN	Q0215-Fairview Owners Corp.	602	16	37.63
QN	Q0216-PS 206-Horace Harding School	5,211	35	148.89
QN	Q0217-PS 187/811Q	4,791	29	165.21
QN	Q0219-PS 220-Edward Mandel	2,153	26	82.81
QN	Q0220-PS 71	2,041	19	107.42

Appendix Cont'd

County	Poll Site	Voters	Workers	Voters/Worker
QN	Q0222-JHS 157-Stephen A Halsey	5,575	41	135.98
QN	Q0225-PS 175-Lynn Gross Discovery School	5,019	40	125.48
QN	Q0226-PS 46-Alley Pond	4,025	29	138.79
QN	Q0227-PS 174-William Sidney Mount	3,336	29	115.03
QN	Q0228-PS 201-Discovery School for Inquiry & Research	3,428	22	155.82
QN	Q0232-PS 229-Emanuel Kaplan	5,492	44	124.82
QN	Q0233-PS 87-Middle Village	3,115	17	183.24
QN	Q0234-JHS 190-Russell Sage	7,823	45	173.84
QN	Q0237-PS 128-Lorraine Tuzzo,Juniper Valley Elementary	4,220	28	150.71
QN	Q0238-IS 73-Frank Sansivieri	2,883	21	137.29
QN	Q0239-MS 200-Pomonok School & Star Academy	4,420	23	192.17
QN	Q0240-PS 165-Edith K. Bergtraum	4,840	32	151.25
QN	Q0243-Ocean Point	825	12	68.75
QN	Q0246-Dayton Towers East 7400	1,553	21	73.95
QN	Q0247-IS 119-The Glendale	2,534	21	120.67
QN	Q0248-PS 154-Queens	5,331	51	104.53
QN	Q0249-PS 2	3,302	28	117.93
QN	Q0250-PS 205-Alexander Graham Bell	4,765	39	122.18
QN	Q0251-PS 69-Jackson Heights	9,100	59	154.24
QN	Q0252-Meadowbrook Apartments	903	15	60.20
QN	Q0254-PS 49-Dorothy Bonawit Kole	6,214	39	159.33
QN	Q0256-Creedmoor Hospital	2,619	116	22.58
QN	Q0257-PS 115-Glen Oaks	5,634	27	208.67
QN	Q0258-Dayton Beach Park 8200	2,426	22	110.27
QN	Q0261-PS 64-Joseph P. Addabbo	8,318	48	173.29
QN	Q0262-PS 99-Kew Gardens	9,023	56	161.13
QN	Q0264-Forest Park Coop	1,337	19	70.37
QN	Q0266-JHS 217-Robert A. Van Wyck	5,791	36	160.86
QN	Q0269-Queens Public Library at Briarwood	1,120	15	74.67
QN	Q0270-PS 117-J.Keld / Briarwood School	4,231	30	141.03
QN	Q0271-PS 191-Mayflower	6,108	37	165.08
QN	Q0272-PS 89-Elmhurst	6,463	45	143.62
QN	Q0273-PS 97-Forest Park	6,923	48	144.23
QN	Q0274-Dayton Beach Park 8600	1,412	17	83.06
QN	Q0275-PS 54-Hillside	5,073	30	169.10
QN	Q0276-PS 56-Harry Eichler	3,482	33	105.52
QN	Q0277-PS 18-Winchester	2,991	26	115.04
QN	Q0278-PS 90-Horace Mann	4,290	38	112.89
QN	Q0279-Hilltop Village Coop	2,880	21	137.14
QN	Q0280-PS./I.S. 113 Anthony J. Pranzo	3,900	26	150.00
QN	Q0282-PS 82-Hammond	3,947	39	101.21
QN	Q0288-Queens Public Library - Central	2,764	26	106.31
QN	Q0291-PS 63-Old South	2,120	15	141.33
QN	Q0294-PS 60-Woodhaven	7,124	45	158.31
QN	Q0295-PS 33-Edward M. Funk	5,224	35	149.26

County	Poll Site	Voters	Workers	Voters/Worker
QN	Q0296-Queens Public Library at Peninsula	1,478	15	98.53
QN	Q0298-PS 144-Col. Jeromus Remsen	5,362	34	157.71
QN	Q0299-PS 139-Rego Park	8,501	56	151.80
QN	Q0300-JHS 210-Elizabeth Blackwell	1,296	20	64.80
QN	Q0301-PS 149-Christa McAuliffe	5,439	33	164.82
QN	Q0303-Lefrak City Apartments	3,834	21	182.57
QN	Q0304-PS 62-Chester Park	6,955	47	147.98
QN	Q0307-PS 146-Howard Beach	4,203	26	161.65
QN	Q0309-Queens Public Library at North Forest Park	830	15	55.33
QN	Q0310-PS 19-Marino Jeantet	6,146	34	180.76
QN	Q0314-PS 91-Richard Arkwright	4,228	28	151.00
QN	Q0315-PS 114-Belle Harbor	6,637	36	184.36
QN	Q0318-Queensbridge North Community Center	4,643	38	122.18
QN	Q0321-Redfern Community Center	1,603	19	84.37
RH	00067-IS 61 William A. Morris	5,532	31	178.45
RH	10006-Staten Island Tech HS	4,510	117	38.55
RH	10008-IS 75 Frank D. Paulo	7,745	40	193.63
RH	10010-PS 37	4,255	27	157.59
RH	10012-New Dorp High School	4,065	24	169.38
RH	10013-Saint Christophers Church	2,278	21	108.48
RH	10023-Saint Paul's United Methodist Church	1,949	17	114.65
RH	10027-IS 2 George L. Egbert	4,028	24	167.83
RH	10181-PS 42 Eltingville	8,590	41	209.51
RH	10298-IS 72 Rocco Laurie	4,162	27	154.15
RH	10341-Cent Family Life Ctr	2,463	103	23.91
RH	10417-Holy Rosary Par. Ctr	5,199	31	167.71
RH	10535-The Elks	2,014	15	134.27
RH	10574-PS 20 Port Richmond	1,983	17	116.65
RH	10596-PS 56 The Louis Desario School	5,736	25	229.44
RH	10634-PS 6 Corporal Allan F. Kivlehan School	4,691	30	156.37
RH	10636-PS 22 Graniteville	3,676	28	131.29
RH	10709-The Michael J. Petrides School - Building K Gymnasium	1,392	17	81.88
RH	10858-PS 58 Space Shuttle Columbia School	2,121	19	111.63
RH	11005-Summerfield UMC	4,196	28	149.86
RH	11012-South Beach Community Center	1,030	14	73.57
RH	11155-The Tides at Charleston	490	12	40.83
RH	11171-PS 65 The Academy of Innovative Learning	2,159	23	93.87
RH	11201-Castleton Hill Moravian Church	3,147	26	121.04
RH	11240-PS 14 Cornelius Vanderbilt	4,093	27	151.59
RH	11259-Richmond Terrace Community Center	1,138	15	75.87
RH	11292-All Saints Episcopal Church	4,062	30	135.40
RH	11441-On Your Mark Inc.	2,395	24	99.79
RH	11480-PS/IS 48 William G. Wilcox School	5,033	28	179.75
RH	11505-Brighton Heights Reformed Church	3,133	26	120.50
RH	11595-Jerome Parker Campus CSI HS School	2,516	19	132.42

Appendix Cont'd

County	Poll Site	Voters	Workers	Voters/Worker
RH	11617-Moore Catholic High School	2,946	21	140.29
RH	11626-Saint Anthony's Church	1,789	19	94.16
RH	11639-Aspen Knolls Community Center	1,820	18	101.11
RH	11645-Richmond Town Library	2,148	14	153.43
RH	11647-PS 62	5,119	26	196.88
RH	11648-Saint Christopher School	1,675	16	104.69
RH	11780-Our Lady Help Of Christians	3,109	102	30.48
RH	11873-Holy Family	3,832	129	29.71
RH	11913-Port Richmond Library	1,090	15	72.67
RH	S0001-PS 57 Hubert H. Humphrey	6,190	39	158.72
RH	S0004-PS 54 Charles W. Leng	5,816	34	171.06
RH	S0006-IS 27 Anning S. Prall	5,223	34	153.62
RH	S0009-Cassidy / Lafayette Senior Center	1,067	16	66.69
RH	S0011-PS 69 Daniel D. Tompkins	5,339	31	172.23
RH	S0014-PS 29 Bardwell	1,957	21	93.19
RH	S0017-Cichon Post	3,307	19	174.05
RH	S0020-Stapleton Senior Center	1,340	17	78.82
RH	S0022-PS 13 M.L. Lindemeyer	5,794	40	144.85
RH	S0024-PS 36 Annex	2,067	17	121.59
RH	S0025-Berry Community Center	684	16	42.75
RH	S0026-IS 24 Myra S. Barnes	4,952	28	176.86
RH	S0029-PS 36 J.C. Drumgoole	4,277	27	158.41
RH	S0030-Todt Hill Community Center	789	17	46.41
RH	S0031-Staten Island School of Civic Leadership	5,338	30	177.93
RH	S0032-PS 23 Richmondtown	6,896	39	176.82

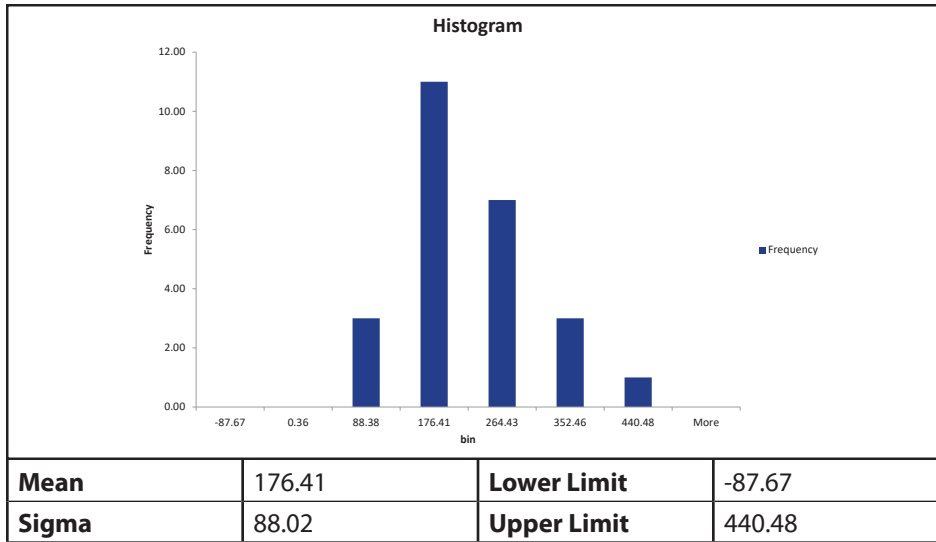
County	Poll Site	Voters	Workers	Voters/Worker
RH	S0034-PS 32 The Gifford School	5,368	29	185.10
RH	S0035-PS 53 Bay Terrace	4,444	32	138.88
RH	S0043-PS 52 John C. Thompson	4,516	30	150.53
RH	S0045-Susan E. Wagner High School	6,178	33	187.21
RH	S0046-Walker Park Club	1,230	16	76.88
RH	S0047-PS 11 Thomas Dongan School	3,790	25	151.60
RH	S0048-PS 55 Henry M. Boehm	7,016	36	194.89
RH	S0050-PS 31 William T. Davis	1,451	18	80.61
RH	S0052-PS 35 The Clove Valley School	4,456	29	153.66
RH	S0054-New Lane Shores	940	14	67.14
RH	S0055-Staten Island Academy	1,876	17	110.35
RH	S0056-PS 19 The Curtis School	3,354	23	145.83
RH	S0057-PS 44 Thomas C. Brown	5,305	31	171.13
RH	S0058-PS 16 John J. Driscoll	2,105	22	95.68
RH	S0059-PS 3 The Margaret Gioiosa School	6,299	33	190.88
RH	S0061-PS 40	1,975	20	98.75
RH	S0062-PS 50 Frank Hankinson	4,454	30	148.47
RH	S0071-PS 18 John G. Whittier	5,159	32	161.22
RH	S0072-IS 7 Elias Bernstein	3,176	21	151.24
RH	S0073-PS 8 Shirlee Solomon	4,545	131	34.69
RH	S0074-PS 60 Alice Austen	4,218	29	145.45
RH	S0075-PS 4 Maurice Wollin	4,925	27	182.41
RH	S0076-PS 39 Francis J. Murphy Jr.	4,913	27	181.96
RH	S0078-PS 30 Westerleigh	5,184	32	162.00

VOTERS PER WORKER

12th Council Special Election

12/22/2020

VOTERS PER WORKER 12th Council Special Election – 12/22/2020



County	Poll Site	Voters	Workers	Voters/Worker
BX	10212-Olivet Gospel Assembly	1,929	19	101.53
BX	10354-Mt. Hebron Baptist Church	3,345	19	176.05
BX	10603-Eastchester Community Center	2,909	44	66.11
BX	10639-Mark Terrace Apartment Building	1,847	13	142.08
BX	11151-Holy Rosary Church	5,208	23	226.43
BX	11456-PS 189/IS 462-Rosa Parks Educational Campus	1,419	15	94.60
BX	11751-Saint Luke's Housing	1,888	17	111.06
BX	11757-PS 160 Walt Disney School	3,849	22	174.95
BX	11758-Truman High School	2,898	54	53.67
BX	11860-St. Michael's Roman Catholic Church	2,307	15	153.80
BX	X0014-Edenwald Community Center	4,316	18	239.78
BX	X0021-Baychester Community Center	5,324	60	88.73
BX	X0034-PS 78 Anne Hutchinson	8,566	25	342.64

County	Poll Site	Voters	Workers	Voters/Worker
BX	X0059-Co-Op City Dreiser Loop Community Center Auditorium	7,620	31	245.81
BX	X0072-PS 87	2,132	12	177.67
BX	X0110-PS 121 Throop	1,879	15	125.27
BX	X0132-PS 41 Gun Hill Road	4,772	23	207.48
BX	X0143-PS 113 Globe School for Environmental Research	7,526	24	313.58
BX	X0147-Parkside Development Community Room	811	17	47.71
BX	X0152-PS 68 Bronx	5,075	14	362.50
BX	X0153-PS 103 Hector Fontanez	6,119	20	305.95
BX	X0197-Tilden Towers II	2,630	18	146.11
BX	X0207-PS 76 The Bennington School	2,102	16	131.38
BX	X0219-Co-Op City Einstein Community Center #3	3,358	19	176.74
BX	X0234-Co-Op City 2049 Bartow Avenue Community Center	4,964	25	198.56

A stylized silhouette of the Statue of Liberty, rendered in a dark blue color. The statue is shown from the waist up, holding a torch in its right hand. The crown features seven spikes. The face is obscured by a red and white striped mask, reminiscent of the Statue of Liberty's original design. A small circular logo is visible on the mask, containing the text "STATE OF NEW YORK" and "NYC".

**PREPARED UNDER THE DIRECTION OF THE
COMMISSIONERS OF ELECTIONS**

Patricia Anne Taylor, PRESIDENT

Frederic M. Umane, SECRETARY

Jose Miguel Araujo

Miguelina Camilo

Gino A. Marmorato

Michael Michel

Rodney L. Pepe-Souvenir

Simon Shamoun

Tiffany Townsend

John Wm. Zaccone

Prepared Under the Direction of
Valerie Vazquez-Diaz, Director of Communications and the Commissioners of Elections

Edited by Valerie Vazquez-Diaz and Daniel Castorina

Board of Elections in The City of New York
Executive Office, 32 Broadway, New York, NY 10004-1609
www.vote.nyc
866-VOTE-NYC



Commissioners of Elections

Patricia Anne Taylor, President
Frederick Umane, Secretary

Jose Miguel Araujo
Miguelina Camilo
Gino A. Marmorato
Michael Michel
Rodney L. Pepe-Souvenir
Simon Shamoun
Tiffany Townsend
John Wm. Zaccone

